

KENYA

TRUE WILDLIFE
PHOTOGRAPHY
TOM D. JONES

better 
moments

Photography with passion



At the intersection of my twin passions - photography and travel - lies the foundation of Better Moments. Established in 2011 from a deep-seated love for global exploration through the lens, Better Moments has since grown to be a beacon for photography enthusiasts across the globe. Under my guidance as the founder, and in collaboration with the world's most esteemed photographers, we've curated unparalleled high-end workshops and expeditions.

Our workshops, designed with an inclusive ethos, invite everyone. Whether you're newly smitten by photography or are journeying towards professional acclaim, Better Moments ensures an experience tailored to your proficiency. Our

seasoned experts, beyond their acclaim, are skilled mentors adapting to the unique learning curves of each participant.

At Better Moments, we're not just about teaching photography; we're about molding narratives, refining individualistic styles, and honing technical prowess. More than anything, we're about the communion of like-minded souls, basking in inspiration, etching indelible memories, and cherishing life's unparalleled moments.

Our handpicked workshops span the spectrum of landscape, travel, and wildlife photography. Venturing from the mesmerizing Himalayas to the expansive African deserts, the serene Scandinavian fjords to the raw beauty of the Australian Outback, Better Moments is committed to immersive, sustainable experiences. By collaborating closely with local agencies, we ensure that our adventures respect the delicate balance of our destinations, echoing our mantra of leaving just footprints.

I eagerly await the privilege of welcoming you on our next remarkable journey.

Warmly,

Christian Nørgaard

better moments



Better Moments
CEO and founder:
Christian Nørgaard

Graphic design:
Håkan Andersson

Text editor:
Better Moments

Cover photo by
Tom D. Jones

All images and text in this catalog are under International Copyright Legislation.

However, Better Moment's guests and potential customers may download the catalog for private use, but not for any commercial use.

Any violation of the International Copyright Legislation will be reported to the International Court of Justice of International Copyright Legislation

CAPTURE THE WORLD

Christian Nørgaard
on travel and portrait photography

better moments
© 2019

Our guests love to travel with us
– which is why we are lucky enough
to welcome them again and again.



LET'S GET SOCIAL

For inspiring experiences, real-time updates,
the latest trends or casual conversation, explore
our social networks for all things travel.



LinkedIn



YouTube



BETTER-MOMENTS.COM

You can view our current
photography workshops
on the Better Moments
website, where you will
find all dates and details
– and can reserve a spot
for your dream trip.



NEWSLETTER

Stay up-to-date with our workshops, experts, and special offers:
sign up to our bi-monthly newsletter – and receive Christian
Nørgaard's guide to travel & portrait photography for free.

**SIGN UP AND RECEIVE A FREE
TRAVEL & PORTRAIT PHOTOGRAPHY GUIDE.**

Our passionate experts

We are proud to work with some of the best photographers in the industry who are experts in their field and have years of experience in guiding and teaching photography workshops.



Steve McCurry
National Geographic,
World Press Photo
first place



Michael Nichols
Wildlife journalist,
National Geographic
editor



Hamid Sardar-Afkhami
Writer, photographer,
award-winning
filmmaker




Sisse Brimberg
National Geographic
photographer




James Nachtwey
World Press Photo Award
winner and TIME
Magazine photographer



Peter Eastway
AIPP Grand Master of
Photography, Publisher Better
Photography Magazine



Laurent Baheux
Award-winning
wildlife photographer



Marco Di Lauro
World Press
Photo Award



Andreas H. Bitesnich
Award-winning fine art
photographer




Steve Bloom
National Geographic
photographer



Tom D. Jones
Hasselblad Master
& European Fine Art
photographer



James Whitlow Delano
Award-winning visual
storyteller and Pulitzer
Center grantee



Arne Hodalič
National Geographic
photographer &
photo editor

"I think that Better Moments' workshops are some of the best organized, most educational and most inspirational group workshops I have ever worked on. So I would encourage you to join us. Come along and have a great time, learn, be inspired and take great pictures."

Steve McCurry



What our guests say about us

"It was a marvelous workshop with a lot of opportunities for great pictures. Obviously, the highlight was the night in Riisitunturi National Park watching the Northern Lights. It was the whole atmosphere having a rustic dinner in the hikers hut after shooting the sunset and waiting for the Northern Light which is staying in my memories."
Bernd Beykirch, Germany



"I found out that one of my favourite photographers, Lars van de Goor, was doing a workshop in the Netherlands so I signed up for the workshop and was introduced to Christian, the founder of the company, and I knew immediately that this would be a great workshop just by talking to him and seeing how incredibly well organized and precise everything was planned out. The hotels were first class, the food was phenomenal, which is important, and more importantly, each day was very well planned out and it has been a really great experience."
Aubra Franklin, USA

"Everybody has something to offer to the group, so we learn from each other, we share things, we have workshops in the evenings where we talk about what went well, what went wrong... and we see a lot of different styles, a lot of different techniques. And that is the good thing about this trip, it is really all about photography!"
Peter Dorr, The Netherlands.







PHOTO BY TOM D. JONES





PHOTO BY TOM D. JONES

Explore Kenya

Experience true wildlife in Maasai Mara with Tom D. Jones, who's spent the past many years documenting and researching his exhibitions and book of the same name, True Wildlife.

The Maasai Mara is one of Africa's National Reserves, sharing this distinction with other parks such as Etosha National Park, Kruger National Park and the Serengeti, to name a few.

Famous for hosting the annual Wildebeest migration, where more than 1.5 million wildebeest travel through the Reserve, the Mara is absolutely teeming with wildlife and offers a unique chance to get up close and personal with said animals, including the famous Big Five: lion, rhinoceros, leopard, African buffalo, and African elephant.

So named as they were considered the most difficult game to hunt on foot, this workshop sees you hunt them with your cameras and capture breathtaking imagery sure to leave a lasting impression on both you and whoever you show the images to.

Highlights

- Photograph the iconic Big Five in their authentic environment.
- Enjoy exclusive 4x4 access during your photography outings.
- immortalize the expansive landscapes of the Maasai Mara Savannah.
- Experience unparalleled wildlife photography at Kenya's prime locations.
- Elevate your photography prowess with guidance from Better Moments and the expertise of Tom D. Jones.



Unveiling the Magic of Wildlife Photography

Exclusive Workshop Experience

Dive Deep with Passion: Immerse yourself in the art of capturing the wild.

On-the-Ground Learning in Kenya

Breathtaking Backdrop: Master wildlife photography in the untouched beauty of Kenyan landscapes.

Mastering Light & Shadow: Tackle varying light conditions, and learn the intricacies of short/long exposure and aperture dynamics.

Equipment Care: Ensure your gear's longevity with on-location handling techniques.

Personalized Guidance: Benefit from tailored lessons that elevate your photographic prowess.

Decoding the Wild: Unearth the secrets of capturing wildlife in its raw essence.

Classroom Insights

Daily Image Critique: Gain expert perspectives on your captures, refining your eye for the perfect shot.

Portfolio Deep Dive: Understand the strengths of your collection and areas for growth.

Post-Processing Mastery: Streamline your editing workflow for impactful results.

Consistent Guidance: A Better Moments Certified Photo Instructor accompanies you throughout, ensuring every query is addressed, and every challenge tackled.

PHOTO BY TOM D. JONES



phy







PHOTO BY TOM D. JONES





PHOTO BY TOM D. JONES





Tom D. Jones: The Harmony of Art and Nature

In the vast realm of photography, certain names shine brighter, their works echoing the finesse and innovation they bring to the canvas of their choice. Tom D. Jones is one such luminary, who has elegantly straddled the worlds of fine art and wildlife photography, leaving an indelible mark on both.



The art of photography

Best known for his spellbinding fine art photography, Tom's ability to capture the ethereal essence of the world around him has earned him accolades and admiration globally. The pinnacle of his success in the field was perhaps when he clinched the title of the European Fine Art Photographer. Yet, awards and recognition are but a mere reflection of his profound connection with his subjects, be it a sweeping landscape or a nuanced portrait.

Being a part of the esteemed Master Qualified European Photographer association, Tom's journey has been nothing short of inspiring. His vision and dedication were further recognized when he was honored with the Hasselblad Master Award in 2012 for Landscape/Nature, a testament to his unparalleled skill in capturing nature's grandeur.

Explore with his camera

However, it is his recent venture into wildlife photography that has truly set him apart. "True Wildlife", his latest endeavor, speaks volumes of

his dedication to the craft. This project wasn't just about capturing wildlife in their natural habitat; it was about understanding their essence, their struggles, and their moments of joy. After years of meticulous research and travel across the mesmerizing terrains of Kenya, Tom brought his vision to life. The result was a stunning exhibition, which was unveiled in Belgium in September of 2023. The exhibition wasn't merely a showcase of photographs; it was a narrative of the wild, seen through the keen eyes of a master storyteller.

Passion for his photography

Tom D. Jones is more than just a photographer; he's an artist, a researcher, and above all, a storyteller. With every frame, he invites us to see the world through his eyes, to delve deeper, and to truly appreciate the beauty that surrounds us. Whether it's the tranquil landscapes or the raw allure of the wild, Tom's works are a celebration of life in all its myriad forms. And as he continues to explore and evolve, one can only wait with bated breath for the next chapter in his captivating journey.







PHOTO BY TOM D. JONES





PHOTO BY TOM D. JONES





PHOTO BY TOM D. JONES



Itinerary

DAY 1

■ BEGINNING IN NAIROBI

Afternoon: Touch down in the bustling heart of Kenya - Nairobi. Check-in and get comfortable.

Evening: A delightful dinner followed by an introductory lecture on wildlife photography by the esteemed Tom D. Jones.

DAY 2

■ FIRST GLANCE AT THE MAASAI MARA

Morning: Early departure to our premium camp in the Maasai Mara.

Afternoon: Lunch at the camp and prep for the evening photography session.

Evening: Traverse the Mara in private 4x4 vehicles, capturing its myriad wonders. Conclude with Tom's special presentation on 'True Wild Life'.

DAY 3

■ THE QUEST FOR THE BIG FIVE

Morning: Venture out to capture elephants and rhinos in the early morning light.

Afternoon: Lunch back at camp, followed by an image processing session with Tom. The evening beckons with potential lion and leopard sightings in the sunset glow.

Night: Share and get feedback on your best shots with Tom.

DAY 4

■ WILDLIFE REFLECTIONS

Morning: Document the serene beauty of zebras and predators at watering holes.

Afternoon: Hands-on guidance on image refinement with Tom and an assistant.

Evening: Experience the local Maasai traditions with a cultural performance at the camp.

DAY 5

■ EXPLORING & MARVELLING AT THE MAASAI MARA

Full Day: A thorough expedition capturing vast landscapes and intertwining wildlife.

Night: Tom's lecture, diving deep into the photos taken over the past days.

DAY 6

■ SUNRISES AND SAVANNAS

Morning: Seize the day with diverse wildlife photography.

Afternoon: A thrilling journey into the heart of the Maasai Mara National Reserve.

Evening: Dive into Tom's post-production secrets.

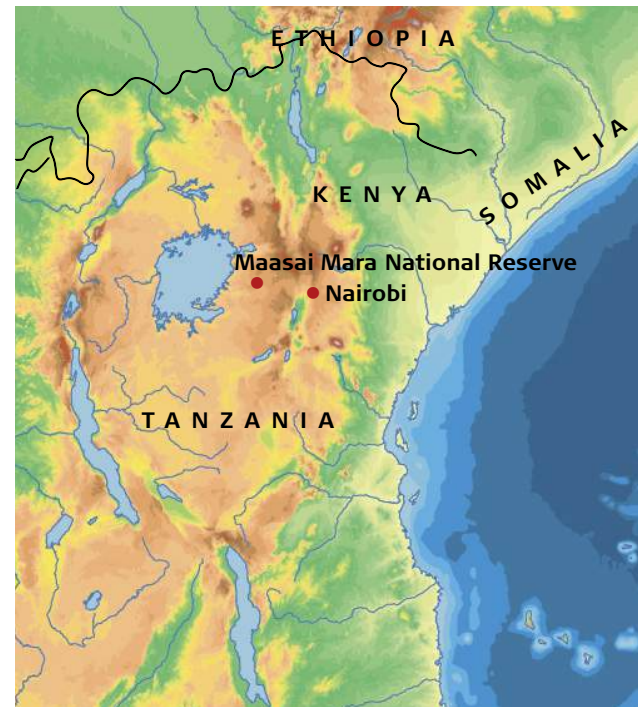
DAY 7

■ SEEKING THE UNEXPLORED

Morning: Rediscover locations or explore new terrains, potentially capturing vibrant birdlife.

Afternoon: Balance your day with landscapes and wildlife.

Evening: Delve into Tom's preparations for his next exhibit and his iconic book, True Wildlife.



DAY 8

■ LAST DAY IN THE WILD

Morning: An early dawn escapade capturing the grandeur of Rhinos and Elephants.

Afternoon: Journey towards Nairobi, savoring the flavors of Kenya at a local eatery.

Night: A farewell dinner, diploma presentation, and an evening filled with fond reminiscing.

DAY 9

■ FAREWELL, KENYA

Morning departure from Nairobi, taking back cherished memories and spectacular photographs.





PHOTO BY TOM D. JONES

Quick guide

We wish you to travel with the greatest possible comfort and to know that you have received as much information as possible.

■ GETTING THERE

Jomo Kenyatta International Airport is Kenya's largest aviation facility, and the busiest airport in East Africa. It is advised to arrive a day before the workshop to make sure you are well rested for the drive to the camp.

Better Moments will arrange one pickup transfer and one return transfer to the airport on the arrival- and the departure day.

■ VISA

Single entry visa are issued to persons whose nationalities require visa to enter Kenya as a tourist. For a complete list of visa exemptions, as well as up-to-date information regarding visa fees and requirements, visit: <http://evisa.go.ke/single-entry-visa.html>

■ WEATHER

In August/September, the average temperature in Masai Mara ranges from 8 – 25 degrees Celsius. During the Dry season (June-November), the sky is clear and days are sunny. It is advisable to pack warm clothing, as morning game drives in open vehicles will be cold. There is very little rain in most of the country, so these are the least humid months.

■ LANGUAGE

Kenya is a multilingual country. The Bantu Swahili language and English are widely spoken as lingua franca.

■ CURRENCY

At least 8 weeks before your trip, check the latest country-specific health advice and make sure you have all required vaccinations.

Cholera, malaria, dengue fever and other insect-borne infections occur in Kenya. You should take precautions to avoid being bitten by insects.

■ CURRENCY

Kenia-Schilling (KES)

■ NAIROBI HIGHLIGHTS

Nairobi National Park: A unique wildlife reserve with a city skyline backdrop.

Giraffe Centre: Get up close with Rothschild giraffes and feed them.

Karen Blixen Museum: Dive into the history of the author of 'Out of Africa'.

Maasai Market: Vibrant place to photograph crafts and local Maasai culture.

Culinary Delights: Try Nyama Choma (grilled meat) and Ugali (cornmeal staple).

For a quick snack, grab a Samosa or Mandazi.

■ LOCAL LAWS AND CUSTOMS

Smoking in any public place is prohibited throughout Kenya, except in designated smoking areas.

Offenders can face a fine or imprisonment. If in doubt, don't light up.

Taking photographs of official buildings, including Embassies, can lead to detention. If in any doubt, don't photograph or film around them. Photography is also prohibited at airports.

Note: Always be updated with the latest guidelines when traveling to any country. Safe travels!







PHOTO BY TOM D. JONES

Camera Equipment Packing List for Wildlife

To ensure that you are fully prepared to encapsulate every narrative and every fleeting moment, we've curated a comprehensive camera equipment packing list specifically tailored for a wildlife expedition. Whether you're a seasoned photographer familiar with the African plains or setting foot on the savannah for the first time, this list is designed to ensure you don't miss a beat.

EQUIPMENT

Whether this is your first trip or your "hundredth" workshop with us, it's always helpful to have a rundown of what items you may want to pack so you have a travel checklist. Bookmark this packing list, because you'll want to refer back to it to make sure you've thought of everything you might want to pack.

■ CAMERAS

Primary DSLR or Mirrorless Camera: A fast, high-resolution camera known for its good performance in low light conditions.

Backup Camera: Essential in case your primary camera has issues.

■ LENSES

Telephoto Lens: Essential for wildlife. Consider something like a 70-200mm f/2.8 for versatility or a 100-400mm for greater reach.

Prime Telephoto Lens: A fast prime lens such as a 300mm f/2.8 or 400mm f/2.8 can be valuable for clarity and low light.

Wide-Angle Lens: For landscapes or photographing larger animals, like elephants, up close. Consider a 16-35mm.

1.4x or 2x Teleconverter: To extend the reach of your telephoto lenses.

■ ACCESSORIES

Sturdy Tripod: With a gimbal head for smooth panning.

Monopod: Useful for situations where tripods are not feasible.

Camera Bag: A well-padded backpack that can fit all your gear and provide quick access.

Lens Filters: UV filter for lens protection and a circular polarizer for reducing reflections.

Cleaning Kit: Lens cleaning fluid, microfiber cloths, and an air blower.

Memory Cards: High-capacity and fast write-speed cards. Bring multiple.

Spare Batteries: Power can be scarce, so always have extras.

Battery Charger: Consider a dual charger for efficiency.

Rain Cover: Protects your camera and lens from sudden downpours.

Bean Bag: Useful for stabilizing your camera when shooting from a vehicle.

■ ADDITIONAL CONSIDERATIONS

External Flash with Extender: For adding fill light during early morning or late evening shots.

Camera Strap: A comfortable sling type works best.

Remote Shutter Release: For minimizing camera shake during long exposures.

Camera Sensor Cleaning Kit: Dust can be a significant problem in Africa.

Portable Hard Drive or Laptop: For backing up photos.

Field Guide Book: Helps in identifying species and understanding animal behaviors.

■ PROTECTION AND STORAGE

Waterproof & Dustproof Storage Bags: For lenses and camera bodies.

Silica Gel Packs: To keep inside your bag to absorb any moisture.

Lens Caps and Camera Body Caps: Always good to have spares.

Remember, the African wilderness can be harsh on equipment due to dust, moisture, and temperature fluctuations. Proper protection and regular maintenance of your gear are essential. Safe travels and happy shooting!

Life Photography













Tom D. Jones with his local assistant and friend Godfrey, Kenya.

PHOTOGRAPHY WITH PASSION



Established in 2011 by the acclaimed photographer, Christian Nørgaard, Better Moments has grown into a beacon for photographic exploration and innovation. Embark on your creative journey with Better Moments, and come home with more than just memories – create moments captured in time, telling your unique story.