

THAILAND

KRUNG THEP WITH
Steve McCurry



Photography with passion



Photography may be my first passion, but traveling is a close second. I spent decades exploring the globe with my camera and out of this passion, Better Moments was born in 2011. Since then, I have worked with the world's most renowned photographers to offer high-end workshops and expeditions for photo enthusiasts worldwide.

On our workshops, everyone is welcome. No matter if you have recently discovered your passion for photography or if you are an emerging pro – our workshops cater to everyone's needs and our experts are all experienced teachers that will adapt to your personal skill level.

Our mission is to help you to take your photography to the next level, refine your own style and sharpen your technical skills.

Additionally, we want to inspire each other, create lasting memories and enjoy the best moments in life.

Better Moment's exclusive workshops in landscape, travel and wildlife photography take place in unique locations around the world. From the Himalaya region to Africa's deserts, from Scandinavia's fjords to Australia's Outback – we like to travel off the beaten track and work with local agencies as we are always striving to leave only footprints behind.

I am looking forward to meeting you on one of our adventures,

Christian Nørgaard

better moments



Better Moments
CEO and founder:
Christian Nørgaard

Graphic design:
Håkan Andersson

Text editor:
Laura Graf

Cover photo by
Steve McCurry

All images and text in this catalog are under International Copyright Legislation.

However, Better Moment's guests and potential customers may download the catalog for private use, but not for any commercial use.

Any violation of the International Copyright Legislation will be reported to the International Court of Justice of International Copyright Legislation



Our guests love to travel with us – which is why we are lucky enough to welcome them again and again.



LET'S GET SOCIAL

For inspiring experiences, real-time updates, the latest trends or casual conversation, explore our social networks for all things travel.



LinkedIn



YouTube



BETTERMOMENTS.COM

You can view our current photography workshops on the Better Moments website, where you will find all dates and details – and can reserve a spot for your dream trip.



NEWSLETTER

Stay up-to-date with our workshops, experts, and special offers: sign up to our bi-monthly newsletter – and receive Christian Nørgaard's guide to street photography for free.

SIGN UP AND RECEIVE A FREE STREET PHOTOGRAPHY GUIDE.

"I think that Better Moments' workshops are some of the best organized, most educational and most inspirational group workshops I have ever worked on. So I would encourage you to join us. Come along and have a great time, learn, be inspired and take great pictures."

Steve McCurry

Our passionate experts

We are proud to work with some of the best photographers in the industry who are experts in their field and have years of experience in guiding and teaching photography workshops.



Steve McCurry

National Geographic,
World Press Photo
first place



Michael Nichols

Wildlife journalist,
National Geographic
editor



James Nachtwey

World Press Photo Award
winner and TIME Magazine
photographer



Sisse Brimberg

National Geographic
photographer



James Whitlow Delano

Award-winning visual
storyteller & Pulitzer
Center grantee




Hamid Sardar-Afkhami

Writer, photographer,
award-winning
filmmaker



Lars van de Goor

Hasselblad Master
Landscape
photographer



Marco Di Lauro

World Press
Photo Award



Peter Eastway

AIPP Grand Master of
Photography, Publisher Better
Photography Magazine



Steve Bloom

National Geographic
photographer




Tom D. Jones

Hasselblad Master
& European Fine Art
photographer



Andreas H. Bitesnich

Award-winning fine art
photographer



Arne Hodalič

National Geographic
photographer &
photo editor



Laurent Baheux

Award-winning
wildlife photographer



What our guests say about us

"It was a marvelous workshop with a lot of opportunities for great pictures. Obviously, the highlight was the night in Riisitunturi National Park watching the Northern Lights. It was the whole atmosphere having a rustic dinner in the hikers hut after shooting the sunset and waiting for the Northern Light which is staying in my memories."
Bernd Beykirch, Germany



"I found out that one of my favourite photographers, Lars van de Goor, was doing a workshop in the Netherlands so I signed up for the workshop and was introduced to Christian, the founder of the company, and I knew immediately that this would be a great workshop just by talking to him and seeing how incredibly well organized and precise everything was planned out. The hotels were first class, the food was phenomenal, which is important, and more importantly, each day was very well planned out and it has been a really great experience."
Aubra Franklin, USA

"Everybody has something to offer to the group, so we learn from each other, we share things, we have workshops in the evenings where we talk about what went well, what went wrong... and we see a lot of different styles, a lot of different techniques. And that is the good thing about this trip, it is really all about photography!"
Peter Dorr, The Netherlands.







PHOTO BY STEVE MCCURRY



Explore Bangkok

Travel to the capital of beautiful Thailand – known in Thai as Krung Thep – and explore its secret alleyways, hidden gems, and bustling streets with Steve McCurry.

The acknowledged photojournalist will take you to his favorite parts of Bangkok to teach you the secrets of travel and portrait photography. Together you will explore places like Khlong Toei night market, the Grand Palace, Chinatown, and Bangkok Railway Station. You will get to work in small groups together with Steve to maximize learning.



PHOTO BY STEVE MCCURRY





Expand with passion

Better Moments' mission is to deliver exclusive workshops and we want you to explore your passion for photography and work with one of the best photographers, Steve McCurry, during your Bangkok workshop.

■ ON LOCATION

- Learning and training in small groups with a maximum of four people under the guidance of Steve to ensure individual support.
- Composition and focus on lines, golden section, perspective, foreground.
- Work in different lighting and with short/long exposure times and aperture.
- Private hands-on lessons that can help take your photography skills to the next level.
- How to approach locals in a natural way.
- The secrets behind travel and reportage photography.

■ IN CLASSROOM

- Expert review and constructive criticism of the images taken during the day by Steve McCurry.
- How to create portraits of daily life in the streets and neighborhoods we visit.
- Private 1-on-1 portfolio review by Steve McCurry
- Presentation of Steve McCurry's work
- A Better Moments Certified Photo Instructor is available during the entire workshop to offer assistance with camera settings, the basics of composition, and to generally guide and help.

PRICE & BOOKING



PHOTO BY STEVE MCCURRY









PHOTO BY STEVE MCCLURRY





Explore Bangkok together with photojournalist Steve McCurry




PHOTO BY CHRISTIAN NØRGAARD

“The photograph is an undeniably powerful medium. Free from the constraints of language, and harnessing the unique qualities of a single moment frozen in time.”

Steve McCurry

Steve’s work has been featured in every major magazine in the world and frequently appears in National Geographic magazine with recent articles on Tibet, Afghanistan, Iraq, Yemen, and the temples of Angkor Wat, Cambodia.

McCurry is driven by an innate curiosity and sense of wonder about the world and everyone in it.

Telling stories can have a heavy price. But Steve is always ready to take that chance and has experienced them close-up many times. He sneaked across the Pakistan border in 1979 to cover the conflict in rebel-controlled Afghanistan and has since then been shot at, robbed, mortared, beaten up, arrested, nearly drowned and had other close encounters during assignments around the world.

Steve, in the finest documentary tradition, captures the essence of human struggle and joy. Steve’s work has been featured in every major magazine in the world and frequently appears in National Geographic Magazine with recent articles on Tibet, Afghanistan, Iraq, Yemen, and the temples of Angkor Wat, Cambodia. McCurry is driven by an innate curiosity and sense of wonder about the world and everyone in it. He has an uncanny ability to cross boundaries of language and culture to capture stories of human experience.







Itinerary

DAY 1

■ WELCOME TO BUSTLING BANGKOK

After arriving at our hotel in the center of Bangkok, take your time to settle in. During the day you can relax and get adjusted to the local time and climate.

For those who have arrived one or a few days earlier, we offer a city tour of Bangkok from 10am to 4pm. The city tour is a great way to explore the Thai capital and get ready for the upcoming workshop with Steve McCurry.

In the evening, we will all meet in the hotel lobby for the official start of the workshop. After a traditional Thai dinner, we would like to invite you to join us for an introduction to the workshop with Steve McCurry presenting his magnificent work from past travels to Thailand and Bangkok in particular. The lecture will also include an explanation on how to capture great portraits and how to approach people along the way.

DAY 2

■ THE RIVERBANKS & AMPHAWA FLOATING MARKET

After breakfast, we will head out to explore the riverbanks. There, the locals are living in simple homes made of wood, often build on stilts into the river. The river is in constant motion and has been the lifeblood for the Thai for many centuries.

You will get the chance to document the life of the locals living along the river between tradition and modernity. One of today's highlights will be a special tradition taking place on Sundays: the locals put on masks to go to see theatrical performances. This is not a show for tourists but an enjoyment for the Thai themselves.

In the afternoon, we will visit Amphawa floating market on private boats to fully take in the atmosphere and to be as close to the action as possible. The canal is occupied by vendors and their boats, which are packed with sweet and savory food and drinks that are sold right from the boats.

After an eventful day, we will return to the hotel for dinner, followed by a review of your images taken so far.

DAY 3

■ BEHIND THE SCENES OF BANGKOK

Set off on another day full of adventures. Today's theme is "Behind the scenes of Bangkok's most important sights". We will visit the Buddhist temple complex of Wat Pho, the Royal temple, Wat Arun (the Temple of Dawn), the Grand Palace, Wat Traimit (the temple of the Golden Buddha), and the 46 m long Reclining Buddha – one of Thailand's largest Buddha statues.

Pay attention to the unique architecture and intricate details of the buildings, the golden roofs and colorful interiors. Be ready to capture Buddhist monks in their orange robes strolling past and worshippers performing prayers.

After dinner at the hotel, Steve will hold a presentation about the photographers that influenced and inspired him and his work the most.

DAY 4

■ ALL ABOUT THAI BOXING

Today we will spend an entire day diving into the tradition of Thai boxing. Bangkok is one of the best places to watch the extremely popular sport. As Muay Thai is a

competitive contact sport, it is performed by lean athletes who are quick and enduring and who use shins, elbows, knees and fists during a match.

We will visit some of the Muay Thai camps around Bangkok to document the fighters during their training and practice sessions. You will get to hang out with them and follow them around as they prepare for their next match. You can decide yourself if you only want to take portraits or use the day to photograph an entire story about Thai boxing. In any case, Steve will give you guidance and support you during the small group sessions.

In the afternoon we will return to the hotel and you will have time to work on your images. Steve will offer constructive feedback of your best shots. After dinner, Steve will present his most iconic and award-winning pictures.

DAY 5

■ BEXPLORE CHINATOWN & KHLONG TOEI MARKET

We have another exciting day ahead of us. After breakfast, we will drive to Chinatown to discover its traditional parts with our cameras. For anyone with a sense of adventure, a day lost among the many market alleys and street food vendors can be the most memorable of any spent in Bangkok. Thanks to the mix of Chinese and Thai cultures, this part of town is unique and fascinating, especially for photographers who will find stunning temples, exotic street food and everyday street scenes just begging to be captured.

Another highlight will be peeking behind the scenes of a Chinese Opera. In the backstage area you will document the performers getting ready for the next show. Capture how they apply the

traditional make-up, do their hair, and put on their colorful costumes. We will conclude the day at nearby Khlong Toei Market, Bangkok's biggest fresh market and, according to CNN, one of the city's most authentic markets. Vendors are selling meat, farm produce, seafood, as well as household items. Khlong Toei typically gets busy in the evenings so prepare yourself for a lot of photography action.

DAY 6

■ RAILWAY STATION & LUMPHINI PARK

We will leave early today to catch the morning commute at Bangkok's main railway station. Bang Sue Grand Station which opens in November 2021. It is the largest and busiest train station in Southeast Asia, serving about more than 200 trains and approximately 60,000 passengers each day. You will be able to capture passengers next to old-fashioned trains, while the haze of diesel smoke creates a special atmosphere. Keep your eyes peeled to find interesting faces, hand gestures and of course, beautiful light. The daily bustle will keep us occupied for a couple of hours before we continue to Lumpini Park.

Lumphini Park is one of Bangkok's rare open spaces and a green oasis in the concrete jungle. The beautiful park has an artificial lake where visitors can rent paddle boats and enjoy some quiet time away from the city' buzz. The lively park offers plenty of opportunities for outdoor exercising - from Thai Chi to yoga to basketball - you will see couples on dates, people perform dance routines, and children on swings. Have your camera ready to not miss out on the fleeting moments. We will have dinner at an authentic

Thai restaurant before we end the day with a visit at nearby Patpong Night Market which is located inside Bangkok's oldest red-light district. The lines of market stalls are surrounded by go-go bars, giving the market a distinct atmosphere.

DAY 7

■ BUDDHA CARVINGS & NIGHT TRAIN MARKET RATCHADA

We will spend the day exploring Bangkok's street life before we visit the small workshops that produce Buddha images and carvings. Watch the skilled craftsmen at work and document the process of making the carvings.

In the evening, we will visit one of Bangkok's best night markets - the Train Night Market Ratchada. The first thing you will notice are the colorful roofs that are a popular photo motif. And as soon as you dive between the countless stalls, you will notice the mix of street food vendors, antique and clothing stalls, cool bars and small restaurants that will make any street photographer's heart beat faster. What a way to end the day!

DAY 8

■ CHATUCHAK MARKET

Chatuchak Market is the world's largest weekend market and thus offers endless opportunities for capturing the daily life of the locals and take unique portraits. At the 15,000+ stalls, everyday items like kitchenware, clothing, and home decorations are sold. You may be thinking the sheer size of this place is overwhelming and you're absolutely right for thinking so. Make sure to bring enough batter-

ies and SD cards as we will spend an entire day there to explore the variety of stores and give you ample time to take all the photos you want.

In the late afternoon, we will return to the hotel for one last image review with Steve and to have our farewell dinner.

DAY 9

■ DEPARTURE

All good things come to an end. Today we say goodbye and return home.

However, if you would like to prolong your stay in Bangkok, or Thailand for that matter, Better Moments will gladly help you plan the extension.

PRICE & BOOKING















PHOTO BY STEVE MCCURRY

Quick guide

We wish you to travel with the greatest possible comfort and to know that you have received as much information as possible.

■ GETTING THERE

All international flights arrive at Suvarnabhumi Airport, also known as Bangkok Airport.

■ VISA

All visitors are required to have a passport valid for at least six months beyond the intended stay, and all visitors will need a visa. Some nationalities can get a VISA on arrival at Suvarnabhumi Airport, but others must have one on arrival. Therefore, contact your local Thai Embassy.

■ WEATHER

In the capital, Bangkok, the climate is hot all year round. Between mid-November and January, the weather is good, usually with clear skies. Highs are around 30/32 °C (86/90 °F) and lows around 20/22 °C (68/72 °F), so it's hot, even though it's winter. In February, temperatures start to rise; the weather remains sunny, although occasionally a few short thunderstorms can develop.

■ LANGUAGE

Thai is the official language of Thailand. English is the secondary language taught and in touristy areas most Thai speak at least basic English.

■ CURRENCY

Thailand's monetary unit is the Thai Baht (THB).

■ QUICK GUIDE

Bangkok is a fascinating, exciting and incredible capital that never goes to sleep. There are many sights to visit, here is a selection:

- Wat Pho, is the home to the Reclining Buddha which stands at fifteen metres tall and forty six metres long, the feet alone are measured at over five meters.
- The Grand Palace at one time was the king's home as well as the place where the government of Thailand carried out their work.
- Jump aboard one of the sky trains. With air conditioned carriages there is no better way to get around.
- The Bangkok National Museum is home to the largest collection of artifacts and Thai art in all of Thailand.
- Thompson House is a great place to learn about the history behind this craft and the history of Jim Thompson himself.

PRICE & BOOKING







PHOTO BY STEVE MCCURRY

Equipment

Whether this is your first trip or your "hundredth" workshop with us, it's always helpful to have a rundown of what items you may want to pack so you have a travel checklist. Bookmark this packing list, because you'll want to refer back to it to make sure you've thought of everything you might want to pack.

■ CAMERA

The camera list is for inspiration, since you know better than anyone what equipment you prefer.

- Bring your own laptop computer and storage medium
- Camera bodie(s)
- Tripod
- Lenses, If you are working with a 24x36mm camera system, lenses from 12mm to approx. 55mm is obvious. And a "long lens" such as a 180mm. If you are working with a medium format camera, lenses from 28mm to approx. 80mm is obvious. And a "long lens" such as a 300 mm.
- Bag for all camera gear
- Light bag for easy hiking with camera bodies and accessories
- Cleaning kit for cameras and lenses
- Rain/dust covers for cameras and lenses
- Charger for batteries
- Spare batteries
- Standard power converter
- Raw processing software
- Memory cards and card wallets
- Memory card reader
- USB key to exchange images

■ NICE TO HAVE

- Lens extenders
- Camera straps for ease of changing from one camera to another
- Graduated filter set
- Filter holder
- High quality polarizing filter
- Lens belt




PHOTO BY STEVE MCCURRY









BETTER MOMENTS APS

Tokkekøbvej 15 | DK-3450 Allerød | Denmark
Tel.: +45 31578747
E-mail: info@better-moments.com

STAY IN TOUCH



WE ARE PROUD TO PARTNER WITH

