

# FAROE ISLANDS

Wonders of  
The Atlantic  
Ocean

8 days of adventure  
with expert

**Christian  
Nørgaard**

better  
moments





# Photography with passion



Photography may be my first passion, but traveling is a close second. I spent decades exploring the globe with my camera and out of this passion, Better Moments was born in 2011. Since then, I have worked with the world's most renowned photographers to offer high-end workshops and expeditions for photo enthusiasts worldwide.

On our workshops, everyone is welcome. No matter if you have recently discovered your passion for photography or if you are an emerging pro – our workshops cater to everyone's needs and our experts are all experienced teachers that will adapt to your personal skill level.

Our mission is to help you to take your photography to the next level, refine your own style and sharpen your technical skills.

Additionally, we want to inspire each other, create lasting memories and enjoy the best moments in life.

Better Moment's exclusive workshops in landscape, travel and wildlife photography take place in unique locations around the world. From the Himalaya region to Africa's deserts, from Scandinavia's fjords to Australia's Outback – we like to travel off the beaten track and work with local agencies as we are always striving to leave only footprints behind.

I am looking forward to meeting you on one of our adventures,

Christian Nørgaard

# better moments



Better Moments  
CEO and founder:  
Christian Nørgaard

Graphic design:  
Håkan Andersson

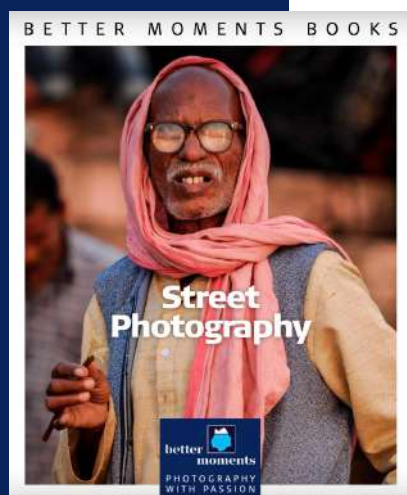
Text editor:  
Laura Graf

Cover photo by  
Christian Nørgaard

All images and text in this  
catalog are under International  
Copyright Legislation.

However, Better Moment's  
guests and potential customers  
may download the catalog for  
private use, but not for any  
commercial use.

Any violation of the International  
Copyright Legislation will be  
reported to the International  
Court of Justice of International  
Copyright Legislation



Our guests love to travel with us  
– which is why we are lucky enough  
to welcome them again and again.



## LET'S GET SOCIAL

For inspiring experiences, real-time updates,  
the latest trends or casual conversation, explore  
our social networks for all things travel.



LinkedIn



YouTube



## BETTERMOMENTS.COM

You can view our current  
photography workshops  
on the Better Moments  
website, where you will  
find all dates and details  
– and can reserve a spot  
for your dream trip.



## NEWSLETTER

Stay up-to-date with our workshops, experts, and special offers:  
sign up to our bi-monthly newsletter – and receive Christian  
Nørgaard's guide to street photography for free.

**SIGN UP AND RECEIVE A FREE  
STREET PHOTOGRAPHY GUIDE.**

"I think that Better Moments' workshops are some of the best organized, most educational and most inspirational group workshops I have ever worked on. So I would encourage you to join us. Come along and have a great time, learn, be inspired and take great pictures."

Steve McCurry

## Our passionate experts

We are proud to work with some of the best photographers in the industry who are experts in their field and have years of experience in guiding and teaching photography workshops.



**Steve McCurry**

National Geographic,  
World Press Photo  
first place



**Michael Nichols**

Wildlife journalist,  
National Geographic  
editor



**James Nachtwey**

World Press Photo Award  
winner and TIME Magazine  
photographer



**Sisse Brimberg**

National Geographic  
photographer



**James Whitlow Delano**

Award-winning visual  
storyteller & Pulitzer  
Center grantee




**Hamid Sardar-Afkhami**

Writer, photographer,  
award-winning  
filmmaker



**Lars van de Goor**

Hasselblad Master  
Landscape  
photographer



**Marco Di Lauro**

World Press  
Photo Award



**Peter Eastway**

AIPP Grand Master of  
Photography, Publisher Better  
Photography Magazine



**Steve Bloom**

National Geographic  
photographer




**Tom D. Jones**

Hasselblad Master  
& European Fine Art  
photographer



**Andreas H. Bitesnich**

Award-winning fine art  
photographer



**Arne Hodalič**

National Geographic  
photographer &  
photo editor



**Laurent Baheux**

Award-winning  
wildlife photographer





# What our guests say about us

"It was a marvelous workshop with a lot of opportunities for great pictures. Obviously, the highlight was the night in Riisitunturi National Park watching the Northern Lights. It was the whole atmosphere having a rustic dinner in the hikers hut after shooting the sunset and waiting for the Northern Light which is staying in my memories."

Bernd Beykirch, Germany



"I found out that one of my favourite photographers, Lars van de Goor, was doing a workshop in the Netherlands so I signed up for the workshop and was introduced to Christian, the founder of the company, and I knew immediately that this would be a great workshop just by talking to him and seeing how incredibly well organized and precise everything was planned out. The hotels were first class, the food was phenomenal, which is important, and more importantly, each day was very well planned out and it has been a really great experience."

Aubra Franklin, USA

"Everybody has something to offer to the group, so we learn from each other, we share things, we have workshops in the evenings where we talk about what went well, what went wrong... and we see a lot of different styles, a lot of different techniques. And that is the good thing about this trip, it is really all about photography!"

Peter Dorr, The Netherlands.



















# Wonders of The Atlantic Ocean

The Faroe Islands present a dramatic landscape with ever changing shades of green. They are situated in the heart of the Gulf Stream.

The stunning 18 volcanic islands are rugged and rocky and were voted best island destination in the world in a survey of 111 island communities made by National Geographic Traveler.

The Faroe Islands will impress you deeply, both as a traveller and photographer.





















# Faroe Islands Highlights

Better Moments' mission is to deliver exclusive workshops and we want you to explore your passion for photography and work with one of the best photographers, Christian Nørgaard, during your Faroe Islands expedition.

## ■ HIGHLIGHTS

- Explore the spectacular landscapes at the Faroe Islands together with photographer Christian Nørgaard.
- Learn about travel and landscape photography and how to shoot scenes in a natural environment.
- How to approach different situations in a landscape – and get a feeling for choosing the right moment.
- Shoot amazing photos in a stunning landscape.
- A journey into a magnificent group of 18 volcanic islands.

## ■ WHAT YOU WILL LEARN

- You will learn how to approach the unique challenges of landscape photography and how to capture expansiveness, dynamic energy and the simplicity of natural landscape photography.

## ■ ON LOCATION

- Teaching and training in the best techniques and personal hints and advice.
- Composition and focus on lines, golden section, perspective, foreground, midground and background.
- Work in different lighting and with short/long exposures and apertures.
- How to handle equipment with care on location.
- Private hands-on lessons that can help to take your photographic skills to the next level.

## ■ IN CLASSROOM

- Expert review and constructive criticism of shots taken during the day.
- Private portfolio review.
- Workflow in Photoshop and/or Lightroom, and printing.
- A Better Moments Certified Photo Instructor is available during the entire workshop to offer assistance with camera settings, the basics of composition, and to generally guide and help.

## PRICE & BOOKING

















# Christian Nørgaard: Catch the moments with passion



PHOTO BY DAVID TRUD

**"To me, photography is an art of observation that contains patience, respect, lots of curiosity and to catch and freeze a moments that will stay forever"**

Christian Nørgaard

The first time he held a camera was as a child, and ever since it has been a part of Christian Nørgaard - not a day goes by without a push of the button.

"The most important thing for me is to be inspired - if a natural and spontaneous curiosity and desire to capture subjects with my lens doesn't arise - well, then I simply don't do it." Christian Nørgaard started his career at the Danish newspaper Berlingske Tidende in Copenhagen. Afterwards he travelled around the world and sold his photographs to Danish and foreign newspapers and magazines.

When Christian returned from his travels and settled down in Copenhagen, he started a publishing house focused on travel magazines. In the course of the next few years it grew to become one of the most important publishing houses in Scandinavia.

Today Christian Nørgaard shares his passion for photography with many of Better Moment's guests. Together they have travelled to destinations across the globe including Burma, India, Bhutan, Greenland, Iceland, just to mention a few, and fortunately there are even more destinations planned.

PHOTO BY CHRISTIAN NØRGAARD































**"The Faroe Islands are the most windswept and dramatic islands I have visited - and the most beautiful."**

Christian Nørgaard



PHOTO BY CHRISTIAN NØRGAARD







# Itinerary

## DAY 1

### ■ ARRIVAL

Arrival at the Faroe Islands. We will pick you up at the airport and drive you to our hotel at Eysturoy (East Island). We spend the evening in the beautiful and intimate fjord that surrounds our cosy hotel.

After dinner we meet for a briefing on our workshop.

## DAY 2

### ■ EYSTUROY

We will cross the only bridge over the North Atlantic – from Eysturoy to the Streymoy. Because the channel is so narrow, spectacular eddies form at the base of the bridge when the current is running strong with the tide. This spectacular introduction to the island quickly pales out as we explore all the unique nature and vistas of Eysturoy. We start the day from the tallest mountain in the Faroe Islands: The towering Slættaratindur soars 882 metres, yet the summit is easily reached along the eastern ridge. The view is absolutely breathtaking, because you can see all the Faroe Islands from the north of Viðoy to the fringes of Suðuroy in the south – a truly panorama shot. The rest of the day we will spend around Eystury.

After dinner we open a discussion about the images of the day and the genre of landscape photography.

## DAY 3

### ■ STREYMOY

From the top of Vestmanna Bird Cliffs some 600 metres above sea level we will start shooting during the early morning light, which illuminates the islands of Vágur and Mykines. After lunch we will spend the rest of the day exploring Streymoy sceneries between the rugged sea stacks and the many grottoes along the coast, with their rich textures. Your imagination and the spirit will be filled with amazement at the wonderland that nature has created in this country.

In the evening the workshop is open for discussion about the images of the day and techniques around composition.

## DAY 4 AND 5

### ■ NORÐUROYGGJAR, THE NORTHERN ISLANDS

The northern islands consist of six islands. We will explore the six islands over the next three days. We will focus on photographing the overwhelming landscapes during sunrise and sunset. The sceneries consist of a great variation of rock formations, forest (there is a (very) small forest), breath-taking mountains and waterfalls.

We will continue the workshop with facts about night workshop, ideas and advice on how to create your own photo exhibition and a look into the work of the greatest wildlife photographers.

## DAY 6

### ■ BIRD AND LANDSCAPE – MYKINES

Mykines is a great haven for unique photography. We will arrive by boat in the morning and spend a day on the cliffs of MykinesUlmur that is overlooking the Atlantic Ocean and the dramatic rocks in the massive ocean. We will work on photographing the intimate landscape in the stone forest in the valley of Korkadalur, where the summit of 560 meters Kn´kur awaits.

## DAY 7

### ■ SUÐUROY, THE SOUTHERN ISLANDS

We will take off early in the morning for Suðuroy, which is the southernmost island in the Faroe Islands. Here we will find magnificent and staggering dramatic landscapes. We will shoot from the Atlantic coastline and search for large and small waterfalls and from cliffs that rise into the sky. We are going to photograph the huge rocks coming out of the sea. It will be truly a day filled with adventure and great opportunities to photograph the stunning sceneries at the Faroe Islands.

Farewell dinner.

## DAY 8

### ■ DEPARTURE

PRICE & BOOKING













# Quick guide

We wish you to travel with the greatest possible comfort and to know that you have received as much information as possible.

## ■ GETTING THERE

There are direct flights from Denmark, England, Iceland and Norway year round. Copenhagen Atlantic Airways has several departures every day while they fly from Billund twice to five times a week depending on the season.

Atlantic Airways flies to Reykjavík the capital of Iceland twice to three times a week. During the summer there are direct connections to Gatwick in England and Bergen in Norway twice a week.

## ■ VISA

Conditions for obtaining a visa for the Faroe Islands are similar to the conditions for obtaining a visa for Denmark. A visa for Denmark does not give the holder the right to enter the Faroe Islands unless it is stated in the visa, just as a visa for the Faroe Islands does not give the holder the right to enter Denmark, if it is not stated in the visa.

## ■ WEATHER

Although the Faroe Islands are located at 62 degrees N, the climate is surprisingly mild due to the Gulf Stream. The average temperature in the warmest months is 13°C resulting in mild summer days and during the winter the average temperature is 3°C.

## ■ LANGUAGE

In the twentieth century Faroese became the official language in the Faroe Islands, and is used in all matters – also within business, administration, political and cultural life.

Danish is the second language and practically everyone can speak and write Danish. Icelandic, Norwegian and Swedish are understood and spoken in many places, and most people are capable of communicating in English too.

## ■ CURRENCY

There are two currencies of equal values in the Faroe Islands: the Faroese króna and the Danish krone. While the Faroese government prints its own bank notes only Danish coins are used. Danish notes are equally acceptable as Faroese notes throughout the country.

## ■ QUICK GUIDE

The Faroe Islands are not part of Schengen, consequently people with Schengen visas need a special visa for the Faroe Islands. Contact the Royal Danish Embassy or Consulate in your country of residence for further information.

In Danish, the name Færøerne may reflect an Old Norse word fær (sheep). The morpheme øerne represents a plural (with definite article) of ø (island) in Danish. The Danish name thus translates as “the islands of sheep”.

The Faroe Islands are an island group consisting of 18 major islands about 655 kilometres (407 mi) off the coast of Northern Europe.

The language spoken is Faroese and it is one of three insular Scandinavian languages descended from the Old Norse language spoken in Scandinavia in the Viking Age.


## ■ EMERGENCY

Emergency phone number: 112.

PRICE & BOOKING












PHOTO BY CHRISTIAN NØRGAARD



# Equipment

Whether this is your first trip or your "hundredth" workshop with us, it's always helpful to have a rundown of what items you may want to pack so you have a travel checklist.

Bookmark this packing list, because you'll want to refer back to it to make sure you've thought of everything you might want to pack.

## ■ CLOTHING

A good plan is to dress "layer-by-layer". You then are well prepared for whatever weather arrives.

- ☐ Wind and waterproof jacket
- ☐ Wind and waterproof pants
- ☐ Rubber boots - with room for extra (wool) socks
- ☐ Hiking boots
- ☐ Wool underwear
- ☐ Fleece/sweater
- ☐ Cap
- ☐ Gloves
- ☐ Waterproof outdoor cushions - nice to sit on when we sail in the arctics or when we sit and enjoy the scenery on land.
- ☐ A small backpack
- ☐ Binoculars

## ■ CAMERA

The camera list is for inspiration, since you know better than anyone what equipment you prefer.

- ☐ Bring your own laptop computer and storage medium
- ☐ Camera bodie(s)
- ☐ Tripod
- ☐ Lenses, 24-70mm zoom and 70-200mm zoom or similar lenses are very good
- ☐ Bag for all camera gear
- ☐ Light bag for easy hiking with camera bodies and accessories
- ☐ Cleaning kit for cameras and lenses
- ☐ Rain/dust covers for cameras and lenses
- ☐ Charger for batteries
- ☐ Spare batteries
- ☐ Standard power converter
- ☐ Raw processing software
- ☐ Memory cards and card wallets
- ☐ Memory card reader
- ☐ USB key to exchange images

## ■ NICE TO HAVE

- ☐ Lens extenders
- ☐ Camera straps for ease of changing from one camera to another
- ☐ Graduated filter set
- ☐ Filter holder
- ☐ High quality polarizing filter
- ☐ Lens belt

















**better  
moments**



PHOTOGRAPHY  
WITH PASSION

## **BETTER MOMENTS APS**

Tokkekøbvej 15 | DK-3450 Allerød | Denmark

Tel.: +45 31578747

E-mail: [info@better-moments.com](mailto:info@better-moments.com)

## STAY IN TOUCH

---



**LinkedIn**



 **YouTube**



*Instagram*

## WE ARE PROUD TO PARTNER WITH

---

PHASE**ONE**

what the world's best photography is made of



**SanDisk®**

 **ILLUX**

 **NATIONAL  
GEOGRAPHIC**

