

SLOVENIA

Hidden treasures

9 days of
adventure
with expert

Arne Hodalič

better  moments

Photography with passion



Photography may be my first passion, but traveling is a close second. I spent decades exploring the globe with my camera and out of this passion, Better Moments was born in 2011. Since then, I have worked with the world's most renowned photographers to offer high-end workshops and expeditions for photo enthusiasts worldwide.

On our workshops, everyone is welcome. No matter if you have recently discovered your passion for photography or if you are an emerging pro – our workshops cater to everyone's needs and our experts are all experienced teachers that will adapt to your personal skill level.

Our mission is to help you to take your photography to the next level, refine your own style and sharpen your technical skills. Additionally, we want to inspire each other, create lasting memories and enjoy the best moments in life.

Better Moment's exclusive workshops in landscape, travel and wildlife photography take place in unique locations around the world. From the Himalaya region to Africa's deserts, from Scandinavia's fjords to Australia's Outback – we like to travel off the beaten track and work with local agencies as we are always striving to leave only footprints behind.

I am looking forward to meeting you on one of our adventures,

Christian Nørgaard

better moments



Better Moments
CEO and founder:
Christian Nørgaard

Graphic design:
Håkan Andersson

Text editor:
Laura Graf

Cover photo by
Arne Hodalič

All images and text in this catalog are under International Copyright Legislation.

However, Better Moment's guests and potential customers may download the catalog for private use, but not for any commercial use.

Any violation of the International Copyright Legislation will be reported to the International Court of Justice of International Copyright Legislation



Our guests love to travel with us – which is why we are lucky enough to welcome them again and again.



LET'S GET SOCIAL

For inspiring experiences, real-time updates, the latest trends or casual conversation, explore our social networks for all things travel.



LinkedIn



YouTube



BETTER-MOMENTS.COM

You can view our current photography workshops on the Better Moments website, where you will find all dates and details – and can reserve a spot for your dream trip.



NEWSLETTER

Stay up-to-date with our workshops, experts, and special offers: sign up to our bi-monthly newsletter – and receive Christian Nørgaard's guide to travel & portrait photography for free.

SIGN UP AND RECEIVE A FREE TRAVEL & PORTRAIT PHOTOGRAPHY GUIDE.

"I think that Better Moments' workshops are some of the best organized, most educational and most inspirational group workshops I have ever worked on. So I would encourage you to join us. Come along and have a great time, learn, be inspired and take great pictures."

Steve McCurry

Our passionate experts

We are proud to work with some of the best photographers in the industry who are experts in their field and have years of experience in guiding and teaching photography workshops.



Steve McCurry

National Geographic,
World Press Photo
first place



Michael Nichols

Wildlife journalist,
National Geographic
editor



Hamid Sardar-Afkhami

Writer, photographer,
award-winning
filmmaker



Sisse Brimberg

National Geographic
photographer



Orsolya Haarberg

Natural History Museum
Wildlife Photographer
Of The Year




Peter Eastway

AIPP Grand Master of
Photography, Publisher Better
Photography Magazine



Lars van de Goor

Hasselblad Master
Landscape
photographer



Marco Di Lauro

World Press
Photo Award



Andreas H. Bitesnich

Award-winning fine art
photographer




Steve Bloom

National Geographic
photographer



Tom D. Jones

Hasselblad Master
& European Fine Art
photographer



Arne Hodalič

National Geographic
photographer &
photo editor



Laurent Baheux

Award-winning
wildlife photographer



What our guests say about us

"It was a marvelous workshop with a lot of opportunities for great pictures. Obviously, the highlight was the night in Riisitunturi National Park watching the Northern Lights. It was the whole atmosphere having a rustic dinner in the hikers hut after shooting the sunset and waiting for the Northern Light which is staying in my memories."
Bernd Beykirch, Germany



"I found out that one of my favourite photographers, Lars van de Goor, was doing a workshop in the Netherlands so I signed up for the workshop and was introduced to Christian, the founder of the company, and I knew immediately that this would be a great workshop just by talking to him and seeing how incredibly well organized and precise everything was planned out. The hotels were first class, the food was phenomenal, which is important, and more importantly, each day was very well planned out and it has been a really great experience."
Aubra Franklin, USA

"Everybody has something to offer to the group, so we learn from each other, we share things, we have workshops in the evenings where we talk about what went well, what went wrong... and we see a lot of different styles, a lot of different techniques. And that is the good thing about this trip, it is really all about photography!"
Peter Dorr, The Netherlands.







PHOTO BY ARNE MODALIC





PHOTO BY ARNE HODALIČ





PHOTO BY ARNE HODALIČ

Europe's best kept secret

“Why Slovenia should be on your bucket list? It's fresh, different but still in Europe,” says Albert Herrera of the US company Virtuoso, for Business Insider.

You are invited to discover Slovenia's most unique attractions and natural beauty through a photo workshop with National Geographic photographer and NG photo editor Arne Hodalič. He will show you his homeland's hidden treasures through the viewfinder of your camera and you'll have the unique opportunity to get images you have only dreamt of.

During the workshop, you will be brought to the spots known only to locals and you will be inspired by the vivid landscape in the constant chase for the perfect light. You will take images which will influence your work in the future and this will definitely be a special photo journey that you'll never forget.







PHOTO BY ARNE HODALIĆ





What you get: A unique workshop

Better Moments' mission is to deliver exclusive workshops and we want you to explore your passion for photography and work with one of the best photographers, Arne Hodalič, during your Slovenia expedition.

■ ON LOCATION

- Private hands-on lessons that will help you take your photography skills to the next level.
- Instruction and training in the best photography techniques, including personal hints and advice.
- Composition and focus on lines, golden section, perspective, foreground, background and middle ground.
- Night and early morning landscape photography
- Street photography
- How to take photos in different lighting conditions.
- How to approach local people in a natural way.
- Portrait photography techniques: depth of field, composition, selecting the best possible available light.
- How to take photos in the absolute darkness (Krizna cave) with a limited source of light (strobe/s).
- Basics of aerial photography using drones.

■ IN CLASSROOM

- As a professor of photojournalism at two universities, Arne Hodalič has extensive knowledge which he will share during evening lectures with projections, showing his photos and also photos of different, world-renowned photographers.
- Expert review and constructive critique/feedback of the images taken during the day.
- Basics of visual storytelling: Learn from Arne Hodalič, the National Geographic Photo Editor-in-Chief


PHOTOSHOP COURSES ON REQUEST (WITH KATJA BIDOVEC, PHOTOSHOP LECTURER AT UNIVERSITY OF LJUBLJANA)

- The basics of digital darkroom and workflow
- How to get the maximum out of your Raw files
- Effective conversion to black & white using NIK Software





Arne Hodalič



Arne Hodalič is the photo editor of National Geographic Magazine Slovenia. Originally studying biology in Ljubljana, his first trip to India in 1989 changed his professional career when his photos were published in a prestigious Swiss magazine, Animan. Since then he has travelled the world on photo-assignments. He is also a passionate adventurer and cave diver, participating in numerous sailing, mountaineering and caving expeditions.

In 2008 he received an honorary doctorate at the University of Ljubljana, becoming a lecturer in photography and photojournalism. His photos and photo stories have appeared in books, exhibitions and many of the world's most prestigious magazines, among others National Geographic Magazine, Life (USA), Time, Figaro Magazine, GEO, Paris Match, Marie Claire, Die Zeit, Cosmopolitan and Stern.



PHOTO BY ARNE HODALIČ







Itinerary

DAY 0

■ ARRIVAL IN LJUBLJANA

We recommend you to arrive one day earlier to get over your jetlag and adjust to the local climate and get the first feeling of the country. If you arrive one day earlier, you can use the day to relax or explore Ljubljana, the capital of Slovenia. You can take a walk in the medieval old town and admire the river banks and bridges of the Ljubljanica river, and take the funicular up to Ljubljana castle for great views of the city and the Alps.

PRICE & BOOKING



DAY 1

■ LJUBLJANA - STREET PHOTOGRAPHY & WORKSHOP INTROY

For those who have arrived one or a few days earlier, we offer a city tour of Ljubljana from 10am to 4pm. The city tour is a great way to explore the Slovenian capital, meet its inhabitants and get ready for the upcoming workshop with Arne Hodalič.

In the evening, we will all meet in the hotel lobby for the official start of the workshop. After a traditional Slovene dinner, we would like to invite you to join us for an introduction to the workshop with Arne Hodalič presenting his magnificent work from past travels. Arne will also provide you with his best advice on equipment usage and important location details.

DAY 2

■ LJUBLJANA - CAPTURING STREET SCENES

After breakfast, we will visit Ljubljana's colourful traditional food market and explore the inner city to capture some interesting street scenes featuring buskers, enter-

tainers and street vendors. To photograph the magnificent view over the city with the Alps in the background, we will take the funicular up to Ljubljana castle. As the sun is setting, we will take some amazing twilight shots of the old city to capture this magical mood.

After dinner, we will come together for a theory session which will prepare you for the following day: the basics of cave photography and the essentials of taking photos in total darkness (using strobe/s).

DAY 3

■ KRIZNA - INTO THE DARKNESS

After breakfast, we will drive through the beautiful and dramatic Slovenian landscape to the pristine Krizna Cave. Here, you will be able to apply the learnings from the previous evening and shoot inside the cave. Nearby, the bulky Sneznik Castle – built in the 13th-century – makes for a perfect photo subject as you can both capture the castle and its reflection in the small lake.

In the afternoon, we will drive along Cerknica Lake, one of Europe's largest intermittent lakes, to the hidden natural monuments called Big and Small Natural Bridge, located at each end of a valley.

We will return to Ljubljana for the night. After dinner, we will meet for our daily photo review and a presentation by Arne about working for and with National Geographic.

DAY 4

■ LAKE BLEĐ - AN ICONIC ISLAND

After breakfast, will drive to Slovenia's highlight spot – Lake Bled. On the way, we will stop in Radovljica where traditional Slovene decorative candies (named "Lect") are produced. There, we will have the chance to practice the basics of on-location studio photography. We will continue to Bled with its iconic fairy-tale church steeple perched atop the tiny rock island at the middle of the glacial lake that we will visit by boat. Bled is definitely a sight that you will



remember forever. During twilight, we will do a special shoot of both the small island with the church and the impressive medieval Bled Castle, situated on a rock, high above the lake.

We will stay in Bled for the night. After dinner at the hotel, we will meet to review the photos taken during the day. Arne will provide constructive feedback and criticism to help you improve.

DAY 5

■ TRIGLAV NATIONAL PARK - THE EMERALD VALLEY

Early in the morning, we will depart to Triglav National Park. Our route will take us to Vrsic pass, the highest mountain pass in Julian Alps and well-known for its incredible views across the Slovenian mountains. Have your camera ready for some amazing landscape shots of the mountain range. And don't even bother to store it because as we are descending to Soca valley, you will want to capture the Soca river with one of the most amazing emerald colours you will ever see. We will follow its lively rapids from the source to the spectacular carved gorges, all the way to where it slows down and becomes deeper and more secretive.

This amazing landscape is also the place of one of the most dramatic WW1 battlefields – Isonzo front. There are plenty of sides connected to this tragic battle that are worth photographing.

Our destination for the day is Goriska Brda. After dinner at the hotel, we will have a non-formal meeting for those who simply want to talk and contemplate on photography.

DAY 6

■ GORISKA BRDA AND KARST REGION – FROM THE WINE REGION TO THE COAST

After breakfast, we will head to Slovenia's most famous wine producing region. You will have ample opportunities for taking photos of wine producing processes and wine cellars accompanied by a wine degustation.

After lunch, we will drive through the Karst wine region and visit some traditional villages. Here, you will have the chance to practice both your street and architectural photography skills. Afterwards, we will proceed to the Adriatic coast.

Tonight, we will stay in Portoroz – a Slovenian seaside resort. After dinner, Arne will hold a presentation about working with flash equipment.

DAY 7

■ PIRAN - PICTURESQUE SALT PANS

At dawn, we will travel to Fontanigge's historical Salt Pans to take photos of the ancient Venetian salt production site during sunrise. Capturing the soft morning colours reflected in the salt pans is a magical sight and makes this one of the most photogenic places that we will visit together. The area around Fontanigge was partly left to nature, providing great diversity of habitats and hosting several fauna species. Today, it is the core conservation area of Sečovlje Salina Nature Park.

We will return to the hotel for breakfast and then visit Piran, a highlight of the Slovenian coast, strongly influenced by the old Venetian Republic. Explore its narrow medieval streets wedged between beautiful houses, churches and squares and enjoy the breeze that blows from the sea. You will have time to relax and

spend the afternoon at leisure in Piran; however, we can also arrange other photographic activities on request.

In the evening, we will take evening light photos of Tartini's square in Piran. The square is named after a famous local, the violin virtuoso and composer, Giuseppe Tartini. The shape of the white marble pavement now occupying that space gives you an idea of how the roundabout of the former electric trolleybus looked like.

After dinner, we will meet for another theory session and photo review.

DAY 8

■ PREDJAMA CASTLE - A SIGHT TO BEHOLD

After breakfast, we will travel back to Ljubljana. On the way, we will stop at Predjama Castle, selected as one of the most interesting castles in Europe by Discovery Channel. For good reason – the impressive Renaissance castle is built within a cave mouth.

Enjoy the afternoon at leisure in Ljubljana to explore more of the city or revisit the sights and places you liked the most.

Tonight we will have a farewell dinner followed by a thorough review of some of the best workshop photos, with a glass of sparkling wine

DAY 9

■ LJUBLJANA - TIME TO SAY GOODBYE TODAY WE RETURN HOME.

However, if you like to extend your stay in Slovenia, Better Moments can give you advice on what to see and do.

Quick guide

We wish you to travel with the greatest possible comfort and to know that you have received as much information as possible.

■ GETTING THERE

Ljubljana Jože Pučnik Airport is the international airport of Ljubljana. The airport is located 24 km north-west of Ljubljana. Adria Airways is Slovenia's national airline and connects to many other capitals in Europe. Direct trains from Munich, Vienna, Zagreb, and Zurich can also take you to Ljubljana's railway station.

■ VISA

Slovenia is part of the Schengen area, therefore, EU citizens do not require a visa. You can find information about visa requirements for your respective country on the website of the Slovenian government. It is the responsibility of each traveller to obtain all valid travel documents and visas before arrival at this destination.

■ WEATHER

May is a good time to visit Slovenia since there are plenty of sunny days and moderate rainfall. Average temperatures reach up to 12°C (54°F) with average highs of 17°C (62°F) and average lows 7°C (45°F).

■ LANGUAGE

The official language is Slovenian. Two minority languages, namely Hungarian and Italian, are recognised as co-official languages. The most often taught foreign languages are English and German.

■ CURRENCY

Euro (€)

■ HEALTH

Check with your doctor which vaccinations or medications are recommended for this destination. Remember to plan well ahead with vaccinations. Allow up to six weeks to receive the full course, as some vaccinations require more than one dose, and some should not be given together.

PRICE & BOOKING



■ QUICK GUIDE

- From the soaring peaks of the Julian Alps and the subterranean magic of Postojna and Škocjan caves, to the sparkling emerald-green lakes and rivers and the short but sweet coastline along the Adriatic Sea, tiny Slovenia really does have it all.
- With more than half of its total surface still covered in forest, Slovenia does more than simply claim it's 'green', it really is one of the greenest countries on earth.
- Ljubljana is one of Europe's smallest cities – two million people live in Slovenia, and just 292,000 in the capital, which is also one of Europe's greenest and most liveable ones. Car traffic is restricted in the centre, leaving the leafy banks of the emerald-green Ljubljanica River, which flows through the city's heart, free for pedestrians and cyclists.
- Crowning a 375m-high hill east of the Old Town, Ljubljana castle is an architectural mish-mash, with most of it dating from the early 16th century when it was largely rebuilt after a devastating earthquake. It can be accessed via a 70m long funicula, an hourly tourist train or by foot.
- More information about sights and events can be found on the Visit Ljubljana website



PHOTO BY ARNE HODALIČ





PHOTO BY ARNE HODALIĆ

Equipment

Whether this is your first trip or your "hundredth" workshop with us, it's always helpful to have a rundown of what items you may want to pack so you have a travel checklist. Bookmark this packing list, because you'll want to refer back to it to make sure you've thought of everything you might want to pack.

■ CAMERA

The camera list is for inspiration, since you know better than anyone what equipment you prefer.

- Bring your own laptop computer
- Storage medium
- Camera body(ies)
- Tripod
- Lenses. If you are working with a 24x36mm camera system, lenses from 12mm to approx. 55mm are a good choice as well as a 'long lens' such as a 180mm. If you are working with a medium format camera, lenses from 28mm to approx. 80mm, and a 'long lens' such as a 300 mm, are advisable..
- Bag for all camera gear
- Light bag for easy hiking with camera bodies and accessories
- Cleaning kit for cameras and lenses
- Rain/dust covers for cameras and lenses
- Charger for batteries
- Spare batteries
- Standard power converter
- Raw processing software
- Memory cards and card wallets
- Memory card reader
- USB key to exchange images
- Lens extenders
- Camera straps for ease of changing from one camera to another
- Graduated filter set
- Filter holder
- High quality polarizing filter
- Lens belt





better
moments



PHOTOGRAPHY
WITH PASSION

BETTER MOMENTS APS

Allerød Stationsvej 4 | DK-3450 Allerød | Denmark

Tel.: +45 31578747

E-mail: info@better-moments.com

STAY IN TOUCH



LinkedIn



YouTube



Instagram

WE ARE PROUD TO PARTNER WITH

PHASE**ONE**

what the world's best photography is made of



SanDisk®

ILLUX

NATIONAL
GEOGRAPHIC

broncolor®