

MOROCCO

THE JEWEL OF NORTH AFRICA

10 days with expert
Sisse Brimberg



better  moments

Photography with passion



Photography may be my first passion, but traveling is a close second. I spent decades exploring the globe with my camera and out of this passion, Better Moments was born in 2011. Since then, I have worked with the world's most renowned photographers to offer high-end workshops and expeditions for photo enthusiasts worldwide.

On our workshops, everyone is welcome. No matter if you have recently discovered your passion for photography or if you are an emerging pro – our workshops cater to everyone's needs and our experts are all experienced teachers that will adapt to your personal skill level.

Our mission is to help you to take your photography to the next level, refine your own style and sharpen your technical skills. Additionally, we want to inspire each other, create lasting memories and enjoy the best moments in life.

Better Moment's exclusive workshops in landscape, travel and wildlife photography take place in unique locations around the world. From the Himalaya region to Africa's deserts, from Scandinavia's fjords to Australia's Outback – we like to travel off the beaten track and work with local agencies as we are always striving to leave only footprints behind.

I am looking forward to meeting you on one of our adventures,

Christian Nørgaard

better moments



Better Moments
CEO and founder:
Christian Nørgaard

Graphic design:
Håkan Andersson

Text editor:
Laura Graf

Cover photo by
Laurent Baheux

All images and text in this catalog are under International Copyright Legislation.

However, Better Moment's guests and potential customers may download the catalog for private use, but not for any commercial use.

Any violation of the International Copyright Legislation will be reported to the International Court of Justice of International Copyright Legislation



Our guests love to travel with us – which is why we are lucky enough to welcome them again and again.



LET'S GET SOCIAL

For inspiring experiences, real-time updates, the latest trends or casual conversation, explore our social networks for all things travel.



LinkedIn



YouTube



BETTER-MOMENTS.COM

You can view our current photography workshops on the Better Moments website, where you will find all dates and details – and can reserve a spot for your dream trip.



NEWSLETTER

Stay up-to-date with our workshops, experts, and special offers: sign up to our bi-monthly newsletter – and receive Christian Nørgaard's guide to travel & portrait photography for free.

SIGN UP AND RECEIVE A FREE TRAVEL & PORTRAIT PHOTOGRAPHY GUIDE.

"I think that Better Moments' workshops are some of the best organized, most educational and most inspirational group workshops I have ever worked on. So I would encourage you to join us. Come along and have a great time, learn, be inspired and take great pictures."

Steve McCurry

Our passionate experts

We are proud to work with some of the best photographers in the industry who are experts in their field and have years of experience in guiding and teaching photography workshops.



Steve McCurry

National Geographic,
World Press Photo
first place



Michael Nichols

Wildlife journalist,
National Geographic
editor



Hamid Sardar-Afkhami

Writer, photographer,
award-winning
filmmaker



Sisse Brimberg

National Geographic
photographer



Orsolya Haarberg

Natural History Museum
Wildlife Photographer
Of The Year




Peter Eastway

AIPP Grand Master of
Photography, Publisher Better
Photography Magazine



Lars van de Goor

Hasselblad Master
Landscape
photographer



Marco Di Lauro

World Press
Photo Award



Andreas H. Bitesnich

Award-winning fine art
photographer




Steve Bloom

National Geographic
photographer



Tom D. Jones

Hasselblad Master
& European Fine Art
photographer



Arne Hodalič

National Geographic
photographer &
photo editor



Laurent Baheux

Award-winning
wildlife photographer



What our guests say about us

"It was a marvelous workshop with a lot of opportunities for great pictures. Obviously, the highlight was the night in Riisitunturi National Park watching the Northern Lights. It was the whole atmosphere having a rustic dinner in the hikers hut after shooting the sunset and waiting for the Northern Light which is staying in my memories."
Bernd Beykirch, Germany



"I found out that one of my favourite photographers, Lars van de Goor, was doing a workshop in the Netherlands so I signed up for the workshop and was introduced to Christian, the founder of the company, and I knew immediately that this would be a great workshop just by talking to him and seeing how incredibly well organized and precise everything was planned out. The hotels were first class, the food was phenomenal, which is important, and more importantly, each day was very well planned out and it has been a really great experience."
Aubra Franklin, USA

"Everybody has something to offer to the group, so we learn from each other, we share things, we have workshops in the evenings where we talk about what went well, what went wrong... and we see a lot of different styles, a lot of different techniques. And that is the good thing about this trip, it is really all about photography!"
Peter Dorr, The Netherlands.













The jewel of North Africa

Morocco is the definition of diversity: a culture shaped by Arabs and Berbers, influenced by Europe, Africa and the Middle East, each of them contributing their share to a nation based on traditions, yet youthful and modern. From epic mountain ranges and forested hills to the vast deserts and rugged coastlines, Morocco's beautiful landscapes will keep surprising you. And so will its ancient cities with their unique architecture ranging from new urban design to stunning Art Deco facades, impressive monuments and bustling, colorful souqs and medinas.



PHOTO BY SISSE BRIMBERG







PHOTO BY SISSE BRIMBERG

Expand with passion

Better Moments' mission is to deliver exclusive workshops and we want you to explore your passion for photography and work with one of the best photographers, Sisse Brimberg, during your Morocco expedition.

■ ON LOCATION

- Teaching and training on the best techniques along with special tips and personalized advice
- Learn to recognize and use a variety of lines, perspectives and focal points to create dramatic and interesting compositions
- Learn how to use different exposure times and apertures in various light conditions

- How to handle equipment with care on location
- Private hands-on lessons with Sisse Brimberg that will help you to take your photography skills to the next level
- How to be comfortable approaching people in a natural way
- Discover secrets behind successful travel and street photography
- How to use your camera as a tool for storytelling

■ IN CLASSROOM

- Daily reviews of the images you have taken throughout the day with constructive criticism to help you improve your skill-set
- Digital workflow
- How to create a photo narrative that can be used in a book, magazine or exhibition
- Portfolio review









Explore Morocco together with Sisse Brimberg



PHOTO BY PRIVATE

Sisse Brimberg is a highly experienced photographer who, during her long career with National Geographic, has photographed over fifty stories for National Geographic Magazine and National Geographic Traveler. She has covered a variety of stories, ranging from a feature on living in the Art Deco city of Casablanca, to the wilderness of Antarctica. Through the large variety of subjects, the red thread running through her career is that Sisse Brimberg is a true expert in the art of visual storytelling. She is an award-winning photographer who has received acclaim from Pictures of the year International, the National Press Photographers Association, and Communication Arts.

Sisse's work continues to be exhibited around the world, including at the prestigious Leica House in Germany, followed with a cover story at LFI Magazine.

For the past 15 years Sisse Brimberg has spent part of the year traveling to remote and exotic locations teaching photography. She has also worked closely with Better Moments on our exclusive photo workshop program to Bhutan, Tibet and Nepal, some of the most desirable regions to visit today for photographers and film makers.







Morocco: A kaleidoscope of light and color

Morocco offers something spectacular for every photographer, from beginners to very advanced. Whether you are interested in photographing dramatic landscapes, or capturing the hustle and bustle of the local souk, you are sure to find inspiration. Using the incredible visual displays of color, texture and light, Morocco provides the ultimate backdrop to hone your photographic skills.

While immersed in the scenery and culture, you will learn to identify points of interest and how to tell a visual story in your own unique voice.

"Morocco is one of the richest places to photograph. I don't know of any other place that has the variety of environments to test out and improve your photography skills and capture photographic moments - the Atlas Mountains, the cities, the desert - the opportunities are endless. It's just phenomenal. As a photographer, I personally love finding just the right moment to photograph people in the souk as they constantly and quickly pass in front of my lens. With its ever-changing light and movement, the souk is a challenging and exciting place to work. When it all comes together, it is extremely rewarding to be capable of making an image that opens the door to Moroccan life." - Sisse Brimberg

What you can expect

"I am really looking forward to teaching this workshop with the group. Better Moments is fantastic for creating a real learning community, which is important and beneficial to improve your photography skills. There is always a sense of camaraderie, with everyone sharing ideas, skills, mistakes, and a lot of laughter! I am excited to return to this wondrous place and to find new ways of discovering Morocco together." – Sisse Brimberg

PHOTO BY SISSE BRIMBERG











10 dh
10 dh
10 dh
10 dh
10 dh
10 dh

Jus de Banane
Jus de Pomme
Jus de Papay
Jus de Pêche
Jus de V











PHOTO BY SISSE BRIMBERG

Itinerary

DAY 0

■ ARRIVAL IN CASABLANCA

We recommend arriving one day early so that you have time to get over your jet lag and adjust to the local climate – and of course to explore the bustling streets of Casablanca.

If you like, Better Moments can help you to book a hotel room.

DAY 1

■ WELCOME TO MOROCCO

Today you will meet your fellow travelers as well as your workshop leader – National Geographic photographer Sisse Brimberg,

In the evening, we will have a welcome dinner at the hotel and you will be briefed on what will happen and what to expect over the next couple of days. Moreover, National Geographic photographer Sisse Brimberg will give a lecture on Morocco as a photo destination.

DAY 2

■ RABAT – TREASURES OF THE PAST

If you arrive at Casablanca International Airport today, you will be welcomed by a Better Moments team member who will meet you in the arrival hall.

Today, we will all travel to Rabat, the administrative capital of Morocco. The lively city has a lot to offer in terms of street and architectural photography. We will visit the stunning Mausoleum of Mohammed V – a masterpiece of modern Moroccan architecture, which houses the tombs of old kings – and the famous Hassan Tower. The minaret and its adjoining mosque were meant to be the largest in the world but were actually never finished.

No visit to Rabat is complete without strolling through the narrow winding streets of Oudayas Kasbah, a city

within the city, which has been home to Arabs, Andalusian immigrants and powerful sultans. We will go for a stroll and capture the exquisite gardens, Rabat's oldest buildings and the busy life around Rabat's hippest cafés.

In the evening, we will have a welcome dinner at the hotel and you will be briefed on what will happen and what to expect over the next couple of days. Moreover, National Geographic photographer Sisse Brimberg will give a lecture on Morocco as a photo destination.

DAY 3

■ MEKNES – THE VIBRANT MEDINA

After breakfast, we will hit the road again and travel towards Fes. There will be a stop in Meknes along the way for some hands-on practice of travel and portrait photography with guidance from Sisse Brimberg:

The city of Meknes, or “the Moroccan Versailles”, one of the four Imperial cities of Morocco, which was founded at the end of the 17th century by Moulay Ismail. Highlights will include the impressive Bab Mansour, the most preserved gate in Morocco, and Hri Souania, a complex of three different buildings that were used to store food and water but now function as a backdrop for motion pictures. We will also visit the old Medina where you will have plenty of opportunities for street photography. Capture women weaving colorful blankets and rugs, men sewing tunics or performing blacksmithing tasks, while the smell of bread from the communal bread oven permeates the air.

After dinner, we will meet for an image review session where you can present a selection of photos to the group and receive valuable feedback from Sisse.

DAY 4

■ FES – ARCHITECTURE AND LOCAL CRAFTSMEN

The whole day will be devoted to capturing the essence of the place through street and people photography in Fes, the oldest cultural and spiritual imperial city of Morocco, which was founded in 790 B.C. by Moulay Idriss II.

Highlights will include:

The medieval Medina, which is listed as UNESCO World Heritage Site

The Madrasa of Al Quaraouiyine; originally a mosque, it is the oldest existing, continually operating and the first degree awarding educational institution in the world

A visit to the Arabian House to observe various craftsmen performing their work reminiscent of ancient techniques – a great chance to capture stunning portraits!

After dinner, Sisse will talk about street photography and share some useful tips and tricks of the trade. We will then review photos taken during the day and Sisse will offer advice on how to improve your photography.

DAY 5

■ MOROCCO'S VERY OWN SWITZERLAND AND BUSTLING MARKETS

Early in the morning, we will leave Fes and go on a scenic drive through the Middle Atlas Mountains with several stops along the way to take landscape pictures, including:

Ifrane, the “Switzerland of Morocco”, which is located at 1,664 m above sea level and known for its alpine-style architecture with slanted roofs, a necessity due to heavy winter snowfalls.

Azrou will give us a break from the crowds and noise of the imperial cities. Tucked into the hills of the Middle Atlas, Azrou is a great place to

observe daily mountain Berber life and a traditional souk. Photograph locals haggling over handcrafted items, enjoying a glass of fresh mint tea, or running their weekly errands at the thriving market.

Beni Mellal is the place where Arabs from the plains and Berbers from the mountains meet to sell their respective goods – from fresh fruit and vegetables to cotton, wool and woven blankets. If time allows and the market is open, we will make a photo stop here.

We will stay at a hotel in the mountains for the night..

DAY 6

■ MARRAKECH – STREET PHOTOGRAPHY HEAVEN

After breakfast, we will drive to Marrakech with stops along the way to take landscape pictures. We will use the afternoon for a street photography session in Marrakech, which typically offers a variety of life and scenes. The reddish Terracotta clay color of the buildings is an interesting contrast to the green vegetation of the city's many parks and gardens, providing a unique background for photos.

In the evening we will have dinner at a rooftop restaurant which offers local delicacies as well as stunning panoramic views over the city. A perfect place to sit back and watch the city's lights come on.

Back at the hotel, we conclude the evening in a relaxed atmosphere and share and review the photos taken during the day. Sisse Brimberg will present a selection of the photos she has taken during our adventure so far, and show you some useful "do's and don'ts".

DAY 7

■ MARRAKECH – IT'S ALL ABOUT THE SOUK

Today, we will explore Marrakesh with our cameras all day. Marrakesh's souk is renowned and the perfect playground to practise your newly acquired street and portrait photography skills. Tanneries, vegetable vendors, snake-charmers, spice bags, magicians, street artists, pottery, carpets, and folk-singers blend into an energetic and vibrant potpourri of chaos and color – providing endless photo opportunities just waiting to be captured.

In the evening, we will have dinner at the hotel and Sisse will give a lecture on "A life with National Geographic" followed by an image review and photo tips.

DAY 8

■ AGAFAY – A DESERT ADVENTURE

No visit to Morocco is complete without a trip to the desert! Today we will drive to Agafay Desert, a stone desert at the foothills of the Atlas Mountains, which provides stunning views. On the way, we will see Berber villages and stop in Amizmiz, a town which is still relatively undiscovered by tourism and thus provides a great opportunity to immerse yourself in the Moroccan culture and capture the locals' everyday life. When the sun goes down, we will enjoy dinner nearby a campfire and watch the stars coming out before we drive back to Marrakesh for the night.

Back at the hotel, we will again share our images and receive tips and guidance from Sisse.

DAY 9

■ CASABLANCA – THE COSMOPOLITAN HEART OF MOROCCO

We will sleep in today and leave for Casablanca after lunch. If time allows, we will do a photo tour of the city, including an exterior visit to the stunning Hassan II Great Mosque, one of the Islamic world's greatest monuments and an exciting photo subject. We will also stop at the beautiful Mohammed V Square, the United Nations Square, and see the surroundings of the Royal Palace. Keep an eye out for Casablanca's beautiful Mauresque buildings, which are a blend of French-colonial design and traditional Moroccan style.

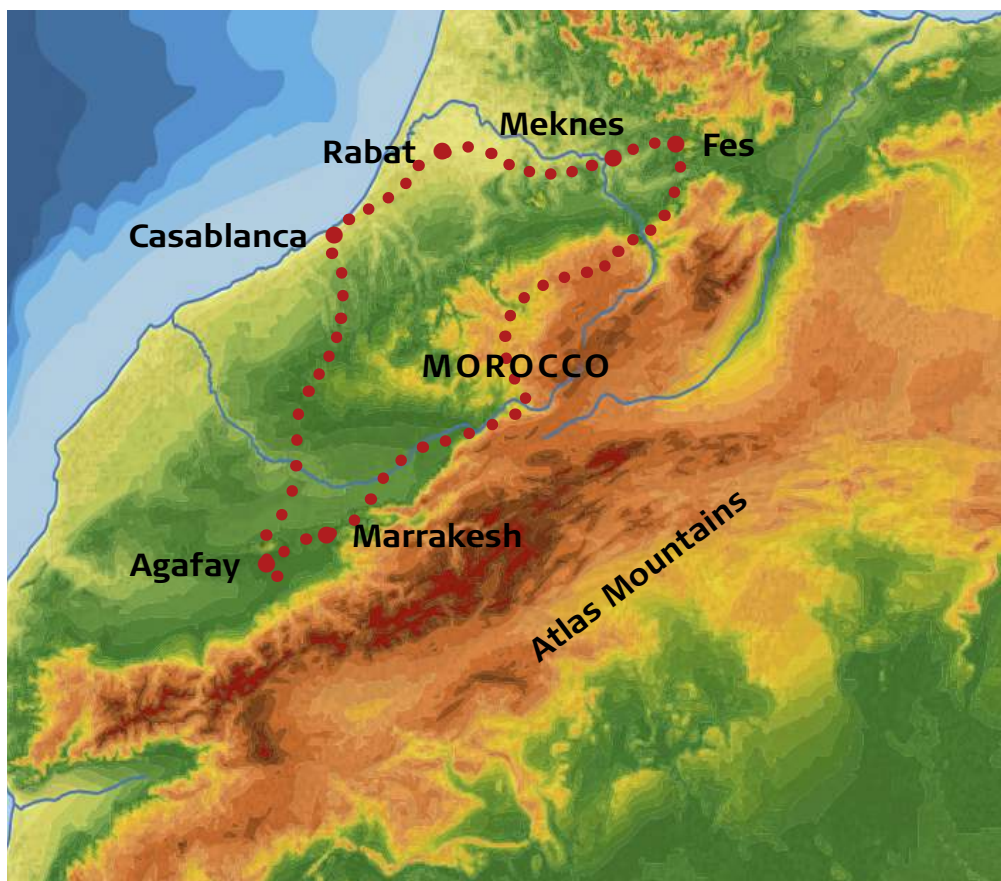
Tonight, we will have a farewell dinner at the hotel followed by an image review with Sisse.

DAY 10

■ CASABLANCA – TIME TO SAY GOODBYE

After breakfast, a transfer will take you to Mohamed V International airport for your return flight and assistance with the boarding formalities.

PRICE & BOOKING









GO fit CAMP
www.go-fit.es





Quick guide

We want you to travel in the greatest possible comfort and to know that you have received as much information as possible.

■ GETTING THERE

Mohammed V International Airport is located 30 km from Casablanca and it takes about an hour to get to the city, depending on traffic. However, there is an hourly train service between the airport and Casablanca Port station and a new eco-friendly tram. The tram connects with the train for the airport at the Casa Voyageurs and Gare Oasis stations and makes stops around the city. Royal Air Maroc is the national airline of Morocco, flying from major hubs like JFK, Paris, Stockholm, Berlin, or London, however, there are plenty of other airlines serving Casablanca.

■ VISA

North Americans and Europeans do not require a visa for a stay up to three months. However, a return/onward travel ticket is required and your passport must be valid for six months following date of entry. Visa conditions can change without notice to public so please make sure you check the current conditions before your trip. You can find all visa information on the website of the Moroccan Ministry of Foreign Affairs: www.consulat.ma/en/visitingexploring-morocco

■ WEATHER

The climate varies widely depending on the elevation and location. The climate of the northern coast and central areas is Mediterranean, with hot dry summers and mild wet winters. Further inland temperatures are more extreme and the weather is cold in winter and very hot in summer. The Atlantic coast sees most rain and can be quite windy. October is one of the best months to visit Morocco, as temperatures are cooler and more comfortable for sightseeing. This is a great month for traveling in the Atlas mountains and visiting the Atlantic coast. The average daily temperature lingers from 15°C in the mountains (Ifrane), to 18°C on the coast (Rabat), and 21°C inland (Marrakech).

■ LANGUAGES

Morocco's two official languages are Modern Standard Arabic and Amazigh (Berber), while Moroccan Arabic (known as Darija) is the spoken native vernacular. French serves as a second language for many Moroccans. In the northern regions, Spanish is widely spoken. English is becoming more and more popular as a second foreign language among the youth.

■ HEALTH

Check with your doctor which vaccinations or medications are recommended for this destination. Remember to plan well ahead with vaccinations. Allow up to six weeks to receive the full course, as some vaccinations require more than one dose, and some should not be given together.

■ CURRENCY

The Moroccan monetary unit is the Moroccan dirham (Dh)

■ QUICK GUIDE

While Morocco is becoming more liberal, a degree of modesty in how you dress will be greatly appreciated by your hosts. Both women and men should avoid revealing clothing and keep knees and shoulders covered.

Be aware that mosques, zaouias, and cemeteries are not open to non-Muslims.

One of the richest historical aspects of Casablanca is the Art Deco architecture left by French colonialists throughout downtown Casablanca. Many of these buildings are in various states of disrepair. However, an absolute must-see for Art Deco enthusiasts is the Cinema Rialto on rue Mohammed Qorri. This particular neighborhood is rich with examples of Art Deco and is worth an afternoon stroll.

The Parc de La Ligue Arabe, is Casablanca's largest green space. Watch grandpas playing a lively game of pétanque while enjoying the serenity.

The Medina is Marrakesh's show-stopping sight of crowded souqs, where you can find anything from flavorful spices and handmade carpets. Don't miss the vast square of Djemaa El Fna, to witness the carnivalesque jumble of colorful characters – vendors, musicians, and acrobats – who meet there each night.

PRICE & BOOKING



Equipment

Whether this is your first trip or your "hundredth" workshop with us, it's always helpful to have a rundown of what items you may want to pack so you have a travel checklist. Bookmark this packing list, because you'll want to refer back to it to make sure you've thought of everything you might want to bring.


■ CAMERA

The list is for inspiration, since you know better than anyone what equipment you prefer.

- Bring your own laptop computer.
- Storage medium.
- Camera body(ies).
- Lenses, If you are working with a 24x36mm camera system, lenses from 12mm to approx. 55mm are a good choice as well as a 'long lens' such as a 180mm. If you are working with a medium format camera, lenses from 28mm to approx. 80mm, and a 'long lens' such as a 300 mm, are advisable.
- Bag for all camera gear.
- Light bag for easy hiking with camera bodies and accessories.
- Cleaning kit for cameras and lenses.
- Rain/dust covers for cameras and lenses.
- Charger for batteries.
- Spare batteries.
- Standard power converter.
- Raw processing software.
- Memory cards and card wallets.
- Memory card reader.
- USB key to exchange images.
- Tripod.
- Lens extenders.
- Camera straps for ease of changing from one camera to another.
- Graduated filter set.
- Filter holder.
- High quality polarizing filter.
- Lens belt.









better
moments



PHOTOGRAPHY
WITH PASSION

BETTER MOMENTS APS

Allerød Stationsvej 4 | DK-3450 Allerød | Denmark

Tel.: +45 31578747

E-mail: info@better-moments.com

STAY IN TOUCH



LinkedIn



YouTube



Instagram

WE ARE PROUD TO PARTNER WITH

PHASE**ONE**

what the world's best photography is made of



SanDisk®

ILLUX

NATIONAL
GEOGRAPHIC

broncolor®