

INDIA

From Ganges
to Heaven

9 days of adventure with expert
Andreas H. Bitesnich

better 
moments

Better Moments means



Thanks for choosing Better Moments for your next adventure workshop.

Better Moments was founded in 2011 by Philip Boissevain and me, two experienced veterans of the international professional photography industry. We met when working at Hasselblad, Philip as the Global Marketing manager and me as the Global Photographer Relations manager.

Today Better Moments has become the leading photo workshop platform organizing high-end workshops for photo enthusiasts worldwide.

You will learn from the world's most experienced photographers within their fields to refine your personal style and sharpen your technical skills. Additionally, we want you to share your excitement for photography and enjoy great moments in life. And we want you to explore your passion and expand your photographic skills and vision.

Better Moments' mission is to deliver exclusive workshops in landscape, wildlife and travel photography at unique locations around the world. I want you to explore your passion for photography and work and learn from the world's most renowned photographers who all have excellent teaching skills, local knowledge and experience.

Photography with passion,
Christian Nørgaard

better
moments



Better Moments CEO and founder:
Christian Nørgaard

Graphic design: Håkan Andersson

Text editor: Jeff Grant

All images and text in this catalog are under International Copyright Legislation.

However, Better Moment's guests and potential customers may download the catalog for private use, but not for any commercial use.

Any violation of the International Copyright Legislation will be reported to the International Court of Justice of International Copyright Legislation

Photo above by David Trud

Cover photo by Andreas H. Bitesnich

Photography with passion

Our passionate experts

Steve McCurry – National Geographic, World Press Photo first place

Sisse Brimberg – National Geographic photographer

Peter Eastway – AIPP Grand Master of Photography, Publisher Better Photography Magazine

Steve Bloom – National Geographic photographer

Arne Hodalič – National Geographic photographer & photo editor

Hamid Sardar-Afkhami – writer, photographer, award-winning filmmaker

Lars van de Goor – Hasselblad Master Landscape photographer

Tom D. Jones – Hasselblad Master & European Fine Art photographer


Michael Nichols – wildlife journalist, National Geographic editor

Orsolya Haarberg – Natural History Museum Wildlife Photographer Of The Year

Marco Di Lauro – World Press Photo Award

Andreas H. Bitesnich – award-winning fine art photographer

Christian Nørgaard – CEO Better Moments



"My life is shaped by the urgent need to wander and observe, and my camera is my passport."

Steve McCurry





PHOTO BY ANDREAS BITESNICH













Explore India

India is one of the most lively and breathtaking places on earth. Get swept off your feet by stunning landscapes, unique scenery and the diversity of life. Being an exceptionally colorful civilization, India is an intoxicating place to experiment with color, light and motion. Experience the authentic India and capture unforgettable moments with your camera. You'll have unique photo opportunities at the Taj Mahal, Jodhpur, 'The Blue City' and magical ceremonies along the banks of Ganges.

Join Better Moments and Andreas Bitensich to experience the authentic India and capture incredible images.











PHOTO BY ANDREAS BITESNICH

India highlights

Better Moments' mission is to deliver exclusive workshops and we want you to explore your passion for photography and work with one of the best photographers, Andreas Bitesnich, during your India expedition.

■ HIGHLIGHTS

- Experience Taj Mahal bathed in the gentle, rose-coloured morning light.
- Explore the historical city Jodhpur, also known as "The Blue City".
- Take photograph of the numerous magical ceremonies taking place on the banks of Ganges.
- Visit Mehrangarh, which is the largest fort in all of Rajasthan.
- Jaswant Thada, a Royal marble cenotaph.
- Photograph and travel through the scenic semi-desert around Jaipur.
- Shoot amazing photos around the massive fort-palace complex Amber Fort.

■ ON LOCATION

- Instruction and training in the best photography techniques, including personal hints and advice.
- Composition and focus on lines, golden section, perspective, foreground, background and middle ground.
- How to work in different lighting conditions.
- How to approach local people in a natural way.
- Portrait photography techniques: depth of field, composition, selecting the best possible available light.
- Night/early morning street photography.
- The secrets behind travel and street photography.
- Private hands-on lessons that will help you take your photography skills to the next level.

■ IN CLASSROOM

- Expert review and constructive critique/feedback of the images taken during the day.
- Visual storytelling: Learn from Andreas Bitesnich – the author of multiple photography books
- Workflow in Photoshop and/or Lightroom.

PRICE & BOOKING



गोपीचन्द्र जुलकिशोर दहीवाले

बनुमान जी का शान्त - अयुध - 3 - 18573142 (द) 405159 (घर) प्र. जुलकिशोर दहीवाला











Andreas H. Bitesnich



Since 1989, Andreas H. Bitesnich has devoted himself exclusively to photography and has been represented in group exhibitions and solo exhibitions worldwide in renowned galleries and museums such as the Museum for Decorative Arts and Crafts in Hamburg or the Kunsthau Wien. Moreover, his works have been published in numerous illustrated books.

Bitesnich captures moments of indescribable beauty. In his successful artistic work, he uses his unmistakable textures to create his famous nude photographs, numerous national and international advertising campaigns as well as portraits of famous contemporary figures such as Anthony Quinn, Jane Goodall, Bob Geldorf or Reinhold Messner.

With his travel reports, the fine art photographer depicts movingly beautiful landscape settings and once again proves how versatile his photographic oeuvre is. Through this photographic journey through India, Andreas H. Bitesnich created fascinating images, revealing many facets of this intricate, densely populated country. His photographs show Indian culture, faith, heritage, landmarks, cities, and wildlife, as well as its everyday life and ancient monuments.



COPYRIGHT
ANDREAS H. RITSNICH



Copyright: Andreas H. Bitesnich



BITESNICH.COM

PHOTO BY ANDREAS BITESNICH





Itinerary

DAY 0

■ ARRIVAL IN NEW DELHI

We recommend to arrive one day early to get over your jetlag and adjusted to the local climate.

If you wish, Better Moments can help you to book a hotel room.

If you arrive one day early, you can use the day to explore New Delhi with your camera. Although the city itself may not be India's most beautiful, its narrow alleyways, bustling markets, colors, and people are a street photographer's delight.

DAY 1

■ JODHPUR - THE BLUE CITY

We will meet in Delhi at the Indira Gandhi International Airport, where we will depart together by plane for the "Blue City", Jodhpur. After arriving we will spend the rest of the day around the historical part of the city and during the warm twilight we will shoot photos across the city from one of the old houses in the centre of Jodhpur.

After dinner we will meet for the first workshop – street photography. The workshop will focus on how to approach portrait motives in a natural and non-intrusive manner.

DAY 2

■ THE LARGEST FORT IN ALL OF RAJASTHAN

We set out early to visit Mandore, which was the ancient capital of Marwar before Jodhpur was built. The lower part of the city consists of small temples, garden areas and a small river. The upper part holds the ruins of the old fort, which offers a magnificent view and unique photo opportunities. After lunch we will visit the Mehrangarh Fort that dominates the city and is the largest fort in all Rajasthan. It occupies the

entire top of a 150 m hill with commanding views all around, with three kilometres of massive ramparts built around the edges. At night – if we have the spirit and time – we will visit Jaswant Thada, a Royal cenotaph built in marble in a picturesque location next to a little lake.

DAY 3

■ STUNNING LANDSCAPES

Today we will drive through the beautiful and dramatic semi-desert around Jaipur. En route we will make occasional stops at local villages and from key scenic locations we will photograph the barren but stunning landscape. After dinner Christian Nørgaard is going to offer detailed and constructive criticism on the photos of the day, as well as giving a presentation on photo composition..

DAY 4

■ JAIPUR AND AMBER FORT

Jaipur is the largest city in Rajasthan and was built in the eighteenth century. We will spend most of the day around the impressive and photogenic Amber Fort. This massive fort-palace complex is built in hybrid Hindu-Muslim style and dates back to Raja Man Singh and was the royal palace of the Kachwahas. The main sights within the fort include the Sheesh Mahal, adorned with thousands upon thousands of mirror tiles covering the walls and ceiling. From the town, we travel to the fort and take photos on our way. On our way back during the afternoon or evening, we will pay Jal Mahal, the Water Palace, a visit. Jal Mahal is situated beautifully in the centre of the lake Man Sagar. We will take photos of the palace, the reflections in the lake, as well as capture the impressive rose-coloured light.

DAY 5

■ FROM MOGHULBY FATHEPUR SIKHRI TO AGRA

We will travel through the beautiful landscape and visit the abandoned sandstone fort Fatehpur. En route we will enjoy dinner at a local restaurant and in the evening we will arrive in Agra. To launch the evening's workshop, we will go through the photos taken during the day. The workshop is based on the challenges of travel photography, how to shoot while travelling and what to prioritize in this context.

DAY 6

■ TAJ MAHAL - THE CROWN PALACE

As dawn breaks, we will arrive at the Taj Mahal, which is an immense mausoleum of white marble. For our shots, we will focus on the gentle morning light, where the Taj Mahal is at its most beautiful and picturesque. Taj Mahal, which means the Crown Palace, is one the best preserved and architecturally beautiful tombs in the world and for this reason, it is important that we arrive early before it gets too crowded.

We will go by rickshaw to Agra Fort, which is another unique masterpiece. The fort was built between 1565 and 1571 and has a beautiful view of the Taj Mahal. At the fort, there are plenty of opportunities for portrait photography featuring soldiers and other locals. At the end of the day we depart on the old night train for the most holy of the world's cities, Varanasi.

PRICE & BOOKING



DAY 7

■ VARANASI - THE HOLY CITY ON THE BANKS OF GANGES

We will arrive early in the morning and after breakfast at our hotel we will spend the rest of the day along the shores of Ganges, where many photo opportunities await. Here we will experience funeral pyres, bathing Hindus, oxen at the water's edge and holy men in lotus position – a true mecca for photographers.

As twilight rolls in, we will travel by private boats along the bank and from the water we can experience the many amazing ceremonies that are taking place along the shore as well as photograph the many pyres blazing in the night.

DAY 8

■ MORNING BATH IN THE GANGES

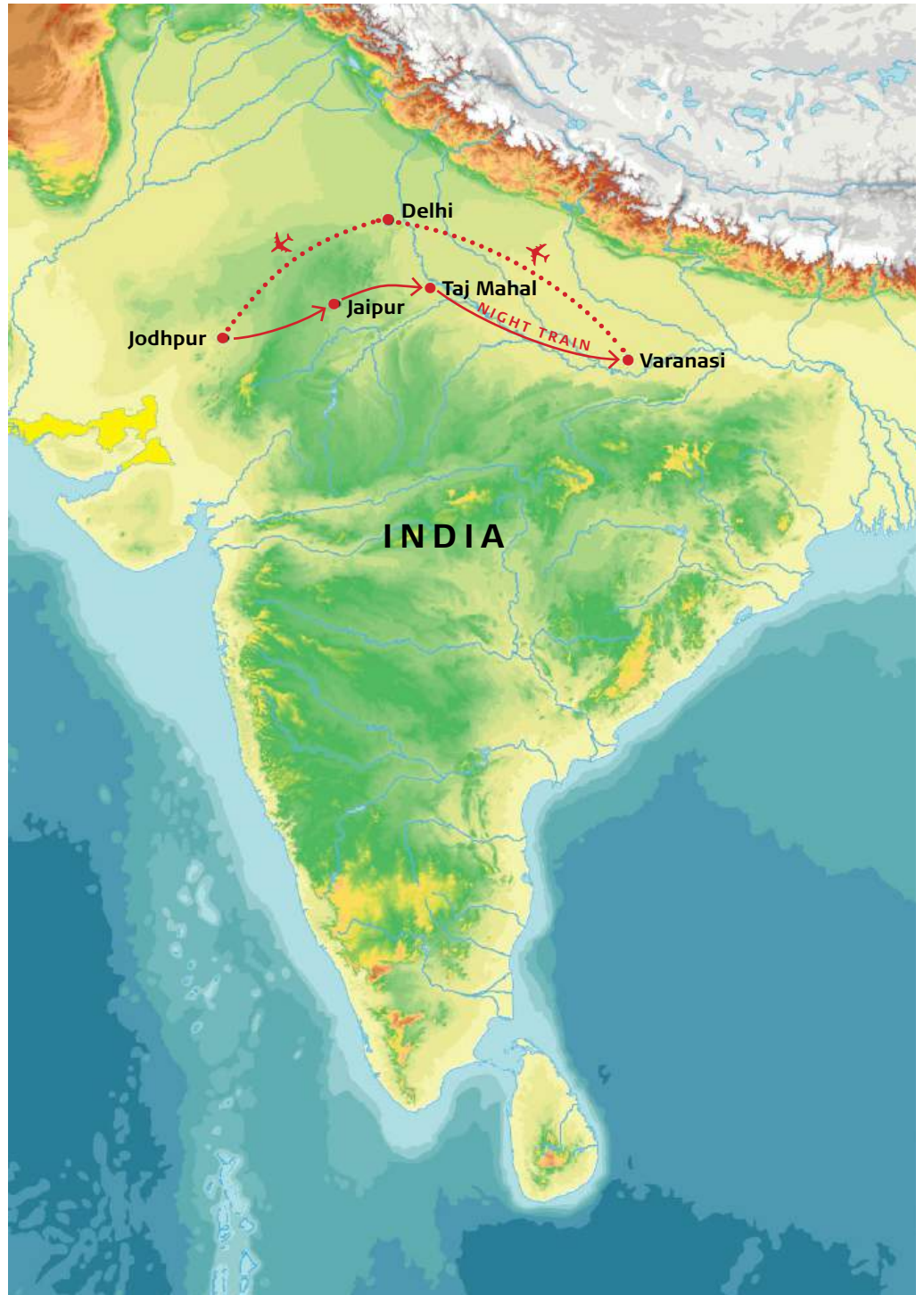
At dawn we will travel along the river in our own boats, where many locals bathe in the river. This is, in every way, a unique experience with many great photo opportunities. After a late breakfast the group will break up, in order to allow time for private projects.

Evening flight to Delhi followed by a farewell dinner.

DAY 9

■ NEW DELHI - TIME TO SAY GOODBYE

After breakfast, a transfer will take you to the airport for your return flight and assistance with the boarding formalities.









Quick guide

We wish you to travel with the greatest possible comfort and to know that you have received as much information as possible.

■ GETTING THERE

Indira Gandhi International Airport, situated 16km to the southwest of Delhi, is the main gateway for the city's domestic and international civilian air traffic.

■ VISA

Visitors to India must obtain a visa from an Indian diplomatic mission unless they come from one of the visa-exempt countries or a country whose citizens may obtain a visa on arrival, or an e-Visa online. An application for e-Visa must be made at least four calendar days in advance of the date of arrival and can be made as early as 120 days in advance. The visa is valid for 60 calendar days from the date of arrival..

■ WEATHER

November is characterized by a lot of sunshine as well as little rain and low humidity. The weather is pleasant and there is warm, brilliant sunshine during the day. Average temperature in November 28 °C, with a high of 30 °C (day) and a low of 26 °C (night).

■ LANGUAGE

India has no national language. Hindi, with the largest number of speakers, is the official language of the government. English is used extensively in business and administration and has the status of a "subsidiary official language"; it is important in education, especially as a medium of higher education.

■ CURRENCY

Indian rupee (INR)

■ HEALTH

Check with your doctor which vaccinations or medications are recommended for this destination. Remember to plan well ahead with vaccinations. Allow up to six weeks to receive the full course, as some vaccinations require more than one dose, and some should not be given together.

■ QUICK GUIDE

India can be a challenging destination, especially for first-time visitors, due to poverty being omnipresent and bureaucracy quite irritating. A 'go with the flow' attitude is advisable if you want to enjoy the Indian ride. With India boasting dramatic terrain, beautiful wildlife, a wide array of flavorful dishes, and even more sacred rituals and festivities, be assured you won't get bored.

PRICE & BOOKING





SITA

पुस्तकें खरीदें, बेचें, बाँटें।
आपका पुस्तकें खरीदने का पता
है कि आप पुस्तकें खरीदें।
पुस्तकें खरीदने का पता
है कि आप पुस्तकें खरीदें।
पुस्तकें खरीदने का पता
है कि आप पुस्तकें खरीदें।

FOR CLASSICAL MUSIC
CONCERT

SHRANTI & SRI CAFE

THE MOST PEACEFUL PLACE IN
JODHPUR. 1. 8. 2007







परिवहन निगम

WWW.BITESNICH.COM

COPYRIGHT
ANDREAS H. BITESNICH

Equipment

Whether this is your first trip or your "hundredth" workshop with us, it's always helpful to have a rundown of what items you may want to pack so you have a travel checklist. Bookmark this packing list, because you'll want to refer back to it to make sure you've thought of everything you might want to pack.

■ CAMERA

The camera list is for inspiration, since you know better than anyone what equipment you prefer.

- Bring your own laptop computer and storage medium
- Camera bodie(s)
- Tripod
- Lenses, If you are working with a 24x36mm camera system, lenses from 12mm to approx. 55mm is obvious. And a "long lens" such as a 180 mm. If you are working with a medium format camera, lenses from 28mm to approx. 80mm is obvious. And a "long lens" such as a 300 mm.
- Bag for all camera gear
- Light bag for easy hiking with camera bodies and accessories
- Cleaning kit for cameras and lenses
- Rain/dust covers for cameras and lenses
- Charger for batteries
- Spare batteries
- Standard power converter
- Raw processing software
- Memory cards and card wallets
- Memory card reader
- USB key to exchange images

■ NICE TO HAVE

- Lens extenders
- Camera straps for ease of changing from one camera to another
- Graduated filter set
- Filter holder
- High quality polarizing filter
- Lens belt



PHOTO BY ANDREAS BITESNICH



Rose Garden

SAFARI
ENCORE

GULSHAN-E-IRAN

86941
82003

Imagine the best from the 4 regions of India working for you


श्री

श्री

ओं वीं सीं क

डॉ. इसर...





BETTER MOMENTS APS

Allerød Stationsvej 4 | DK-3450 Allerød | Denmark

Tel.: +45 31578747 |

E-mail: info@better-moments.com

STAY IN TOUCH



LinkedIn



YouTube



Instagram

WE ARE PROUD TO PARTNER WITH



PHASEONE

what the world's best photography is made of



SanDisk

