

PHILIPPINES

Pearl hunters

A photogenic adventure to
the Philippines' remote islands with
James Whitlow Delano

Photography with passion



Photography may be my first passion, but traveling is a close second. I spent decades exploring the globe with my camera and out of this passion, Better Moments was born in 2011. Since then, I have worked with the world's most renowned photographers to offer high-end workshops and expeditions for photo enthusiasts worldwide.

On our workshops, everyone is welcome. No matter if you have recently discovered your passion for photography or if you are an emerging pro – our workshops cater to everyone's needs and our experts are all experienced teachers that will adapt to your personal skill level.

Our mission is to help you to take your photography to the next level, refine your own style and sharpen your technical skills. Additionally, we want to inspire each other, create lasting memories and enjoy the best moments in life.

Better Moment's exclusive workshops in landscape, travel and wildlife photography take place in unique locations around the world. From the Himalaya region to Africa's deserts, from Scandinavia's fjords to Australia's Outback – we like to travel off the beaten track and work with local agencies as we are always striving to leave only footprints behind.

I am looking forward to meeting you on one of our adventures,

Christian Nørgaard

better moments



Better Moments
CEO and founder:
Christian Nørgaard

Graphic design:
Håkan Andersson

Text editor:
Laura Graf

Cover photo by
James Whitlow Delano

All images and text in this
catalog are under International
Copyright Legislation.

However, Better Moment's
guests and potential customers
may download the catalog for
private use, but not for any
commercial use.

Any violation of the International
Copyright Legislation will be
reported to the International
Court of Justice of International
Copyright Legislation



Our guests love to travel with us
– which is why we are lucky enough
to welcome them again and again.



LET'S GET SOCIAL

For inspiring experiences, real-time updates,
the latest trends or casual conversation, explore
our social networks for all things travel.



Linked in




YouTube



BETTER-MOMENTS.COM

You can view our current
photography workshops
on the Better Moments
website, where you will
find all dates and details
– and can reserve a spot
for your dream trip.



NEWSLETTER

Stay up-to-date with our workshops, experts, and special offers:
sign up to our bi-monthly newsletter – and receive Christian
Nørgaard's guide to travel & portrait photography for free.


**SIGN UP AND RECEIVE A FREE
TRAVEL & PORTRAIT PHOTOGRAPHY GUIDE.**

"I think that Better Moments' workshops are some of the best organized, most educational and most inspirational group workshops I have ever worked on. So I would encourage you to join us. Come along and have a great time, learn, be inspired and take great pictures."

Steve McCurry

Our passionate experts

We are proud to work with some of the best photographers in the industry who are experts in their field and have years of experience in guiding and teaching photography workshops.



Steve McCurry

National Geographic,
World Press Photo
first place



Michael Nichols

Wildlife journalist,
National Geographic
editor



Hamid Sardar-Afkhami

Writer, photographer,
award-winning
filmmaker



Sisse Brimberg

National Geographic
photographer



Orsolya Haarberg

Natural History Museum
Wildlife Photographer
Of The Year




Peter Eastway

AIPP Grand Master of
Photography, Publisher Better
Photography Magazine



Lars van de Goor

Hasselblad Master
Landscape
photographer



Marco Di Lauro

World Press
Photo Award



Andreas H. Bitesnich

Award-winning fine art
photographer



Steve Bloom

National Geographic
photographer




Tom D. Jones

Hasselblad Master
& European Fine Art
photographer




James Whitlow Delano

Award-winning visual
storyteller and Pulitzer
Center grantee



Arne Hodalič

National Geographic
photographer &
photo editor



Laurent Baheux

Award-winning
wildlife photographer



James Nachtwey

World Press Photo Award
winner and TIME Magazine
photographer



What our guests say about us

"It was a marvelous workshop with a lot of opportunities for great pictures. Obviously, the highlight was the night in Riisitunturi National Park watching the Northern Lights. It was the whole atmosphere having a rustic dinner in the hikers hut after shooting the sunset and waiting for the Northern Light which is staying in my memories."
Bernd Beykirch, Germany



"I found out that one of my favourite photographers, Lars van de Goor, was doing a workshop in the Netherlands so I signed up for the workshop and was introduced to Christian, the founder of the company, and I knew immediately that this would be a great workshop just by talking to him and seeing how incredibly well organized and precise everything was planned out. The hotels were first class, the food was phenomenal, which is important, and more importantly, each day was very well planned out and it has been a really great experience."
Aubra Franklin, USA

"Everybody has something to offer to the group, so we learn from each other, we share things, we have workshops in the evenings where we talk about what went well, what went wrong... and we see a lot of different styles, a lot of different techniques. And that is the good thing about this trip, it is really all about photography!"
Peter Dorr, The Netherlands.















PHOTO BY JAMES WHITLOW DELANO

Explore the Philippines

Join our Philippines photography workshop to explore Palawan, the Philippines' most sparsely populated region is also the most beguiling. Pristine water, lush rainforests and an incredible diverse wildlife define this yet-to-be discovered paradise. You will stroll through traditional fishing villages, paddle on underground rivers, photograph tropical flora and fauna, and capture colorful sunsets on white-sandy beaches. The highlight of our photography workshop will be the stay on Flower Island, a private island with its own pearl farm. You will be able to document the process of farming and harvesting the rare gems – something not a lot of people get access to. Our adventure will be framed by a stay in Manila, the Philippines' bustling capital, which allows for exciting street photography.

Highlights

- Explore the busy streets of Manila with your camera
- Paddle boat tour along an underground river
- Visit a private pearl farm to document the harvesting process
- Discover Miniloc's unique ecosystem and pristine lagoons
- Document the life in traditional fishing villages
- Photograph Manila's busy street scenes
- 1:1 sessions with Better Moments expert James Whitlow Delano





PHOTO BY JAMES WHITLOW DELANO





What you get:

A unique workshop


Better Moments' mission is to deliver exclusive workshops and we want you to explore your passion for photography and work with one of the best photographers, James Whitlow Delano, during your Philippines expedition.

■ ON LOCATION

- Private hands-on lessons that will help you take your photography skills to the next level.
- Instruction and training in the best photography techniques, including personal hints and advice.
- Composition and focus on lines, golden section, perspective, foreground, background and middle ground.
- Street photography – in small villages and busy cities
- How to take photos in different lighting conditions.
- How to approach local people in a natural way.
- Portrait photography techniques: depth of field, composition, selecting the best possible available light.

■ IN CLASSROOM

- Post processing workflow
- How to prepare a photo reportage for magazines and agencies.
- Expert review and constructive critique/feedback of the images taken during the day.
- Basics of visual storytelling: Learn from James Whitlow Delano, an experienced photo journalist whose stories were published in Time Magazine, National Geographic, and others.





James Whitlow Delano



James Whitlow Delano is a Japan-based visual storyteller. His work has been published and exhibited throughout the world and led to four award-winning monograph photo books, including, "Empire: Impressions from China" and "Black Tsunami: Japan 2011".

Projects have been cited with the Alfred Eisenstadt Award (from Columbia University and Life Magazine), Leica's Oskar Barnack, Picture of the Year International, NPPA Best of Photojournalism, PDN.

In 2015, he founded EverydayClimateChange (ECC) Instagram feed, where photographers from 6 continents document global climate change on 7 continents.

ECC documents how climate change is not happening "over there" but it is also happening right here and right now. ECC is not a western view on climate change because photographers come from the north, the south; the east and the west; and are as diverse as the cultures in which we were all raised.

Delano is a grantee of the Pulitzer Center on Crisis Reporting.

PHOTO BY JAMES WHITLOW DELANO













PHOTO BY JAMES WHITLOW DELANO

Itinerary

DAY 0

■ ARRIVAL IN MANILA

We recommend you to arrive one day earlier to get over your jetlag and adjust to the local climate and get the first feeling of the country. Manila, known as the “Pearl of the Orient”, is the nation's capital city. This bustling historic city is full of things to see and do — including museums, parks, theaters, shopping malls and a plethora of restaurants to choose from. The Philippines is quickly becoming a destination for foodies, and Manila is well known for its varied cuisine and street food markets, like the Legazpi Sunday Market, Quiapo Market, and the country's very own Chinatown, Binondo.

Better Moments can help you to book a hotel and arrange a transfer to pick you up at the airport.

DAY 1

■ MANILA – STREET PHOTOGRAPHY & WORKSHOP INTRO

The legendary Manila Hotel holds a small museum of its celebrity guests, including Mac Arthur, Pope John Paul II and many others. Just walking distance is Rizal Park, the Manila Aquarium and Intramuros, the old colonial Spanish walled city. For those who arrived before the start of the workshop, we invite you on a photo walk around the capital to capture the busy city life, people and Manila's historical landmarks.

In the evening, we will meet in the hotel lobby for our welcome dinner where you will meet Better Moments expert James Whitlow Delano and your fellow travelers. After dinner, presentation by James about his work and the workshop itinerary.

DAY 2

■ MANILA – SABANG (PALAWAN)

After enjoying breakfast at the hotel, we will spend the morning with a classroom session until it is time to depart to Manila's domestic airport for the flight to Puerto Princesa. From there, a private transfer will take us to a jungle resort about 15 minutes away from Sabang (2h ride). The rest of the afternoon can be spent to meet the locals and to explore the lush rainforest around the resort and the beach nearby. The local flora and fauna is a great photo theme while the beach is the place to be during sunset when the sky's pink color gets reflected on the wet sand.

Overnight at the resort & spa.

DAY 3

■ SABANG – ST PAUL'S NATIONAL PARK AND UNDERGROUND RIVER

Breakfast at the hotel followed by a ride to Sabang, the fishing village and gateway to St Paul's National Park. We will take a boat to the underground river, a UNESCO World Heritage Site, that we will explore onboard paddle boats driven by the park rangers. You can choose if you would like to return to Sabang by boat or if you prefer to hike the very scenic jungle trail to take photos of the incredible flora (about 2h, good physical condition required). After this adventure, we will enjoy lunch in a local restaurant in Sabang. In the afternoon we will go for a walk around the fisherman village to take portraits and capture street scenes.

We will return to the hotel in late afternoon for an image review and critique with James Whitlow Delano.

DAY 4

■ SABANG – FLOWER ISLAND

Breakfast at the resort before we travel to Taytay in Northern Palawan. There, we will visit the old Spanish fortress overlooking Taytay Bay – a great location for photography. A boat will take us to Flower island in the middle of the bay. Flower Island is a private tropical island off the beaten tracks. It is owned by a Frenchman who has a pearl farm just nearby.

After dinner at the hotel, we will meet to review the photos taken during the day. James will provide constructive feedback and criticism to help you improve.

DAY 5

■ FLOWER ISLAND

Breakfast at the resort. Today we will visit the Pearl Farm to learn about pearls culture and its symbiosis with nature – and to take photos of the farming, harvesting and the whole process in general. For lunch we will head to the beach and if you like, you can throw on some snorkeling gear and explore the marine reserve. After an eventful day, we will travel back to Flower Island.

Dinner at the hotel, followed by an image review and presentation by James about visual storytelling.

PRICE & BOOKING



DAY 6

■ FLOWER ISLAND

After breakfast, we will go on a walk around the island to discover its nature and wildlife and to climb the island's lighthouse. In this tropical haven you will find endless possibilities for nature and landscape photography. In the afternoon, James will hold 1-on-1 sessions to give individual, in-depth feedback. For sunset, we will meet on the beach to take advantage of the golden hour and sunset colors. Dinner at the resort.

DAY 7

■ FLOWER ISLAND - EL NIDO

Today, we will continue our journey and travel to El Nido, which is known for white-sand beaches, coral reefs and as the gateway to the Bacuit archipelago, a group of islands with steep karst cliffs. We will spend the rest of the day exploring El Nido mainland with our cameras: the beaches, the village, the sunset over the bay... there will be something for everyone, landscapes, portraits, and village life.

Dinner at the resort, followed by an image review of the images taken during the day.

DAY 8

■ EL NIDO

After breakfast at the resort we will catch a boat to Miniloc Island Resort in the middle of El Nido Bay. This luxurious resort is nestled in a private cove on a limestone island. It is the perfect base to explore the surroundings. If time allows, we will use the afternoon for island hopping to discover more of the bay's wonders.

Dinner on Miniloc island and presentation by James Whitlow Delano on his post production workflow.



DAY 9

■ EL NIDO

We will spend the entire day exploring Miniloc's evergreen rainforest, its unique ecosystem, and the surrounding islands (e.g. Entalula – an island only accessible to the guests of El Nido Resort). You will be able to photograph the island's famous lagoons and unbeatable tropical biodiversity.

DAY 10

■ EL NIDO - MANILA

Breakfast at the resort. Late morning or afternoon transfer to El Nido airport for our flight back to Manila. Transfer to Conrad Manila Bay Hotel, fronting Manila Baywalk. Rest of the afternoon and

evening free explore the modern city with your camera or to go shopping. The Baywalk is fronting Manila Bay sunset so make sure to not miss our last sunset on the Philippines.

Tonight we will have a farewell dinner followed by a thorough review of some of the best workshop photos, with a glass of sparkling wine.

DAY 11

■ MANILA DEPARTURE

Today we return home. However, if you like to extend your stay in the Philippines, Better Moments can give you advice on what to see and do.

Quick guide

We wish you to travel with the greatest possible comfort and to know that you have received as much information as possible.

■ GETTING THERE

Ninoy Aquino International Airport is the international airport of Manila. The airport is located about 10 km south of Manila's city centre.

■ VISA

Most nationalities can enter the Philippines without a visa for an initial period of 30 days. You can also get a tourist visa from the Philippine Embassy before you travel, which will allow an initial 59 day stay.

PRICE & BOOKING



■ WEATHER

Palawan's dry season starts in October so November is a good time to visit Palawan. The climate is a bit humid but overall, the temperatures are cooler than during other months with an average temperature of 27 degrees Celsius.

■ LANGUAGE

Filipino, along with English, is an official language of the country. It is a standardized variety of the Tagalog language, an Austronesian regional language that is widely spoken in the Philippines.

■ CURRENCY

Philippine Peso (PHP)

■ HEALTH

Check with your doctor which vaccinations or medications are recommended for this destination. Remember to plan well ahead with vaccinations. Allow up to six weeks to receive the full course, as some vaccinations require more than one dose, and some should not be given together.

■ QUICK GUIDE

- Manila had to endure many disasters but today, skyscrapers pierce the hazy sky, mushrooming from the grinding poverty of expansive shanty towns, while gleaming malls foreshadow Manila's brave new air-conditioned world. The congested roads snarl with traffic, but, like the overworked arteries of a sweating giant, they are what keeps this modern metropolis alive.
- Fort Santiago is Intramuro's premier tourist attraction. Beautiful gardens, fountains and plazas surround the Rizal Shrine museum.
- The Chinese Cemetery is far from your ordinary cemetery and instead feels like a residential suburb with streets lined with mausoleums – some of which feature crystal chandeliers, air-con, hot and cold running water, kitchens and flushing toilets.
- Filipino food has traditionally received a pretty reputation on the global culinary scene, but many trend forecasters are predicting Filipino cuisine is the one to watch. Dishes like Adobo, Lechon, Pansit, Sisig, Sinigang and others are worth trying.







Equipment

Whether this is your first trip or your "hundredth" workshop with us, it's always helpful to have a rundown of what items you may want to pack so you have a travel checklist. Bookmark this packing list, because you'll want to refer back to it to make sure you've thought of everything you might want to pack.

■ CAMERA

The camera list is for inspiration, since you know better than anyone what equipment you prefer.

- ☐ Bring your own laptop computer
- ☐ Storage medium
- ☐ Camera bodie(s)
- ☐ Tripod
- ☐ Lenses. If you are working with a 24x36mm camera system, lenses from 12mm to approx. 55mm are a good choice as well as a 'long lens' such as a 180mm. If you are working with a medium format camera, lenses from 28mm to approx. 80mm, and a 'long lens' such as a 300 mm, are advisable..
- ☐ Bag for all camera gear
- ☐ Light bag for easy hiking with camera bodies and accessories
- ☐ Cleaning kit for cameras and lenses
- ☐ Rain/dust covers for cameras and lenses
- ☐ Charger for batteries
- ☐ Spare batteries
- ☐ Standard power converter
- ☐ Raw processing software
- ☐ Memory cards and card wallets
- ☐ Memory card reader
- ☐ USB key to exchange images
- ☐ Lens extenders
- ☐ Camera straps for ease of changing from one camera to another
- ☐ Graduated filter set
- ☐ Filter holder
- ☐ High quality polarizing filter
- ☐ Lens belt







PHOTOGRAPHY
WITH PASSION

BETTER MOMENTS APS

Tokkekøbvej 15 | DK-3450 Allerød | Denmark

Tel.: +45 31 57 87 47

E-mail: info@better-moments.com

STAY IN TOUCH



LinkedIn



YouTube



Instagram

WE ARE PROUD TO PARTNER WITH

PHASEONE

what the world's best photography is made of



SanDisk®

ILLUX

NATIONAL
GEOGRAPHIC

