

# FAROE ISLANDS

Wonders of  
The Atlantic  
Ocean

8 days of adventure  
with expert

**Christian  
Nørgaard**

better  
moments





# Better Moments means



Thanks for choosing Better Moments for your next adventure workshop.

Better Moments was founded in 2011 by Philip Boissevain and me, two experienced veterans of the international professional photography industry. We met when working at Hasselblad, Philip as the Global Marketing manager and me as the Global Photographer Relations manager.

Today Better Moments has become the leading photo workshop platform organizing high-end workshops for photo enthusiasts worldwide.

You will learn from the world's most experienced photographers within their fields to refine your personal style and sharpen your technical skills. Additionally, we want you to share your excitement for photography and enjoy great moments in life. And we want you to explore your passion and expand your photographic skills and vision.

Better Moments mission is to deliver exclusive workshops in landscape, wildlife and travel photography at unique locations around the world. I want you to explore your passion for photography and work and earn from the world's most renowned photographers who all have excellent teaching skills, local knowledge and experience.

Photography with passion,  
Christian Nørgaard

**better  
moments**



Better Moments CEO and founder:  
Christian Nørgaard

Graphic design: Håkan Andersson

Text editor: Jeff Grant

All images and text in this catalog are under International Copyright Legislation.

However, Better Moment's guests and potential customers may download the catalog for private use, but not for any commercial use.

Any violation of the International Copyright Legislation will be reported to the International Court of Justice of International Copyright Legislation

Photo above by David Trud

Cover photo by Christian Nørgaard



# S Photography with passion

## Our passionate experts

Arne Hodalič – National Geographic photographer

Tom D Jones – Hasselblad Master & European Fine Art Photographer

Steve Bloom – National Geographic photographer


Christian Nørgaard – CEO Better Moments

Hans Strand – Hasselblad Master Landscape Photographer

Michael Nichols – wildlife journalist, National Geographic editor

Sisse Brimberg – National Geographic photographer

Steve McCurry – National Geographic, World Press Photo first place



**"My life is shaped by the urgent need to wander and observe, and my camera is my passport."**

Steve McCurry

















# Wonders of The Atlantic Ocean

The Faroe Islands present a dramatic landscape with ever changing shades of green. They are situated in the heart of the Gulf Stream.

The stunning 18 volcanic islands are rugged and rocky and were voted best island destination in the world in a survey of 111 island communities made by National Geographic Traveler.

The Faroe Islands will impress you deeply, both as a traveller and photographer.





















# Faroe Islands Highlights

Better Moments' mission is to deliver exclusive workshops and we want you to explore your passion for photography and work with one of the best photographers, Christian Nørgaard, during your Faroe Islands expedition.

## ■ HIGHLIGHTS

- Explore the spectacular landscapes at the Faroe Islands together with photographer Christian Nørgaard.
- Learn about travel and landscape photography and how to shoot scenes in a natural environment.
- How to approach different situations in a landscape – and get a feeling for choosing the right moment.
- Shoot amazing photos in a stunning landscape.
- A journey into a magnificent group of 18 volcanic islands.

## ■ WHAT YOU WILL LEARN

- You will learn how to approach the unique challenges of landscape photography and how to capture expansiveness, dynamic energy and the simplicity of natural landscape photography.

## ■ ON LOCATION

- Teaching and training in the best techniques and personal hints and advice.
- Composition and focus on lines, golden section, perspective, foreground, midground and background.
- Work in different lighting and with short/long exposures and apertures.
- How to handle equipment with care on location.
- Private hands-on lessons that can help to take your photographic skills to the next level.

## ■ IN CLASSROOM

- Expert review and constructive criticism of shots taken during the day.
- Private portfolio review.
- Workflow in Photoshop and/or Lightroom, and printing.
- A Better Moments Certified Photo Instructor is available during the entire workshop to offer assistance with camera settings, the basics of composition, and to generally guide and help.

## PRICE & BOOKING

















# Christian Nørgaard: Catch the moments with passion



PHOTO BY DAVID TRUD

**"To me, photography is an art of observation that contains patience, respect, lots of curiosity and to catch and freeze a moments that will stay forever"**

Christian Nørgaard

The first time he held a camera was as a child, and ever since it has been a part of Christian Nørgaard - not a day goes by without a push of the button.

"The most important thing for me is to be inspired - if a natural and spontaneous curiosity and desire to capture subjects with my lens doesn't arise - well, then I simply don't do it." Christian Nørgaard started his career at the Danish newspaper Berlingske Tidende in Copenhagen. Afterwards he travelled around the world and sold his photographs to Danish and foreign newspapers and magazines.

When Christian returned from his travels and settled down in Copenhagen, he started a publishing house focused on travel magazines. In the course of the next few years it grew to become one of the most important publishing houses in Scandinavia.

Today Christian Nørgaard shares his passion for photography with many of Better Moment's guests. Together they have travelled to destinations across the globe including Burma, India, Bhutan, Greenland, Iceland, just to mention a few, and fortunately there are even more destinations planned.

PHOTO BY CHRISTIAN NØRGAARD































**“The Faroe Islands are the most windswept and dramatic islands I have visited - and the most beautiful.”**

Christian Nørgaard



PHOTO BY CHRISTIAN NØRGAARD







# Itinerary

## DAY 1

### ■ ARRIVAL

Arrival at the Faroe Islands. We will pick you up at the airport and drive you to our hotel at Eysturoy (East Island). We spend the evening in the beautiful and intimate fjord that surrounds our cosy hotel.

After dinner we meet for a briefing on our workshop.

## DAY 2

### ■ EYSTUROY

We will cross the only bridge over the North Atlantic – from Eysturoy to the Streymoy. Because the channel is so narrow, spectacular eddies form at the base of the bridge when the current is running strong with the tide. This spectacular introduction to the island quickly pales out as we explore all the unique nature and vistas of Eysturoy. We start the day from the tallest mountain in the Faroe Islands: The towering Slættaratindur soars 882 metres, yet the summit is easily reached along the eastern ridge. The view is absolutely breathtaking, because you can see all the Faroe Islands from the north of Viðoy to the fringes of Suðuroy in the south – a truly panorama shot. The rest of the day we will spend around Eystury.

After dinner we open a discussion about the images of the day and the genre of landscape photography.

## DAY 3

### ■ STREYMOY

From the top of Vestmanna Bird Cliffs some 600 metres above sea level we will start shooting during the early morning light, which illuminates the islands of Vágur and Mykines. After lunch we will spend the rest of the day exploring Streymoy sceneries between the rugged sea stacks and the many grottoes along the coast, with their rich textures. Your imagination and the spirit will be filled with amazement at the wonderland that nature has created in this country.

In the evening the workshop is open for discussion about the images of the day and techniques around composition.

## DAY 4 AND 5

### ■ NORÐUROYGGJAR, THE NORTHERN ISLANDS

The northern islands consist of six islands. We will explore the six islands over the next three days. We will focus on photographing the overwhelming landscapes during sunrise and sunset. The sceneries consist of a great variation of rock formations, forest (there is a (very) small forest), breath-taking mountains and waterfalls.

We will continue the workshop with facts about night workshop, ideas and advice on how to create your own photo exhibition and a look into the work of the greatest wildlife photographers.

## DAY 6

### ■ BIRD AND LANDSCAPE – MYKINES

Mykines is a great haven for unique photography. We will arrive by boat in the morning and spend a day on the cliffs of MykinesUlmur that is overlooking the Atlantic Ocean and the dramatic rocks in the massive ocean. We will work on photographing the intimate landscape in the stone forest in the valley of Korkadalur, where the summit of 560 meters Kn'kur awaits.

## DAY 7

### ■ SUÐUROY, THE SOUTHERN ISLANDS

We will take off early in the morning for Suðuroy, which is the southernmost island in the Faroe Islands. Here we will find magnificent and staggering dramatic landscapes. We will shoot from the Atlantic coastline and search for large and small waterfalls and from cliffs that rise into the sky. We are going to photograph the huge rocks coming out of the sea. It will be truly a day filled with adventure and great opportunities to photograph the stunning sceneries at the Faroe Islands.

Farewell dinner.

## DAY 8

### ■ DEPARTURE

PRICE & BOOKING













# Quick guide

We wish you to travel with the greatest possible comfort and to know that you have received as much information as possible.

## ■ GETTING THERE

There are direct flights from Denmark, England, Iceland and Norway year round. Copenhagen Atlantic Airways has several departures every day while they fly from Billund twice to five times a week depending on the season.

Atlantic Airways flies to Reykjavík the capital of Iceland twice to three times a week. During the summer there are direct connections to Gatwick in England and Bergen in Norway twice a week.

## ■ VISA

Conditions for obtaining a visa for the Faroe Islands are similar to the conditions for obtaining a visa for Denmark. A visa for Denmark does not give the holder the right to enter the Faroe Islands unless it is stated in the visa, just as a visa for the Faroe Islands does not give the holder the right to enter Denmark, if it is not stated in the visa.

## ■ WEATHER

Although the Faroe Islands are located at 62 degrees N, the climate is surprisingly mild due to the Gulf Stream. The average temperature in the warmest months is 13°C resulting in mild summer days and during the winter the average temperature is 3°C.

## ■ LANGUAGE

In the twentieth century Faroese became the official language in the Faroe Islands, and is used in all matters – also within business, administration, political and cultural life.

Danish is the second language and practically everyone can speak and write Danish. Icelandic, Norwegian and Swedish are understood and spoken in many places, and most people are capable of communicating in English too.

## ■ CURRENCY

There are two currencies of equal values in the Faroe Islands: the Faroese króna and the Danish krone. While the Faroese government prints its own bank notes only Danish coins are used. Danish notes are equally acceptable as Faroese notes throughout the country.

## ■ QUICK GUIDE

The Faroe Islands are not part of Schengen, consequently people with Schengen visas need a special visa for the Faroe Islands. Contact the Royal Danish Embassy or Consulate in your country of residence for further information.

In Danish, the name Færøerne may reflect an Old Norse word fær (sheep). The morpheme øerne represents a plural (with definite article) of ø (island) in Danish. The Danish name thus translates as “the islands of sheep”.

The Faroe Islands are an island group consisting of 18 major islands about 655 kilometres (407 mi) off the coast of Northern Europe.

The language spoken is Faroese and it is one of three insular Scandinavian languages descended from the Old Norse language spoken in Scandinavia in the Viking Age.

## ■ EMERGENCY

Emergency phone number: 112.

PRICE & BOOKING





# Equipment

Whether this is your first trip or your "hundredth" workshop with us, it's always helpful to have a rundown of what items you may want to pack so you have a travel checklist.

Bookmark this packing list, because you'll want to refer back to it to make sure you've thought of everything you might want to pack.

## ■ CLOTHING

A good plan is to dress "layer-by-layer". You then are well prepared for whatever weather arrives.

- ☐ Wind and waterproof jacket
- ☐ Wind and waterproof pants
- ☐ Rubber boots - with room for extra (wool) socks
- ☐ Hiking boots
- ☐ Wool underwear
- ☐ Fleece/sweater
- ☐ Cap
- ☐ Gloves
- ☐ Waterproof outdoor cushions - nice to sit on when we sail in the arctics or when we sit and enjoy the scenery on land.
- ☐ A small backpack
- ☐ Binoculars

## ■ CAMERA

The camera list is for inspiration, since you know better than anyone what equipment you prefer.

- ☐ Bring your own laptop computer and storage medium
- ☐ Camera bodie(s)
- ☐ Tripod
- ☐ Lenses, 24-70mm zoom and 70-200mm zoom or similar lenses are very good
- ☐ Bag for all camera gear
- ☐ Light bag for easy hiking with camera bodies and accessories
- ☐ Cleaning kit for cameras and lenses
- ☐ Rain/dust covers for cameras and lenses
- ☐ Charger for batteries
- ☐ Spare batteries
- ☐ Standard power converter
- ☐ Raw processing software
- ☐ Memory cards and card wallets
- ☐ Memory card reader
- ☐ USB key to exchange images

## ■ NICE TO HAVE


- ☐ Lens extenders
- ☐ Camera straps for ease of changing from one camera to another
- ☐ Graduated filter set
- ☐ Filter holder
- ☐ High quality polarizing filter
- ☐ Lens belt











BETTER MOMENTS APS

Allerød Stationsvej 4 | DK-3450 Allerød | Denmark

Tel.: +45 31578747 |

E-mail: [info@better-moments.com](mailto:info@better-moments.com)

---

#### STAY IN TOUCH



LinkedIn



YouTube



Instagram


---

#### WE ARE PROUD TO PARTNER WITH



PHASEONE

what the world's best photography is made of



SanDisk®

