

UNITED KINGDOM

Mystical
Woodlands

8 days of
adventure
with expert

Lars van de Goor

better
moments



Photography with passion



Photography may be my first passion, but traveling is a close second. I spent decades exploring the globe with my camera and out of this passion, Better Moments was born in 2011. Since then, I have worked with the world's most renowned photographers to offer high-end workshops and expeditions for photo enthusiasts worldwide.

On our workshops, everyone is welcome. No matter if you have recently discovered your passion for photography or if you are an emerging pro – our workshops cater to everyone's needs and our experts are all experienced teachers that will adapt to your personal skill level.

Our mission is to help you to take your photography to the next level, refine your own style and sharpen your technical skills. Additionally, we want to inspire each other, create lasting memories and enjoy the best moments in life.

Better Moment's exclusive workshops in landscape, travel and wildlife photography take place in unique locations around the world. From the Himalaya region to Africa's deserts, from Scandinavia's fjords to Australia's Outback – we like to travel off the beaten track and work with local agencies as we are always striving to leave only footprints behind.

I am looking forward to meeting you on one of our adventures,

Christian Nørgaard

better moments



Better Moments
CEO and founder:
Christian Nørgaard

Graphic design:
Håkan Andersson

Text editor:
Laura Graf

Cover photo by
Lars van de Goor

All images and text in this
catalog are under International
Copyright Legislation.

However, Better Moment's
guests and potential customers
may download the catalog for
private use, but not for any
commercial use.

Any violation of the International
Copyright Legislation will be
reported to the International
Court of Justice of International
Copyright Legislation



Our guests love to travel with us
– which is why we are lucky enough
to welcome them again and again.



LET'S GET SOCIAL

For inspiring experiences, real-time updates,
the latest trends or casual conversation, explore
our social networks for all things travel.



Linked in




YouTube



BETTER-MOMENTS.COM

You can view our current
photography workshops
on the Better Moments
website, where you will
find all dates and details
– and can reserve a spot
for your dream trip.



NEWSLETTER

Stay up-to-date with our workshops, experts, and special offers:
sign up to our bi-monthly newsletter – and receive Christian
Nørgaard's guide to travel & portrait photography for free.


**SIGN UP AND RECEIVE A FREE
TRAVEL & PORTRAIT PHOTOGRAPHY GUIDE.**

"I think that Better Moments' workshops are some of the best organized, most educational and most inspirational group workshops I have ever worked on. So I would encourage you to join us. Come along and have a great time, learn, be inspired and take great pictures."

Steve McCurry

Our passionate experts

We are proud to work with some of the best photographers in the industry who are experts in their field and have years of experience in guiding and teaching photography workshops.



Steve McCurry

National Geographic,
World Press Photo
first place



Michael Nichols

Wildlife journalist,
National Geographic
editor



Hamid Sardar-Afkhami

Writer, photographer,
award-winning
filmmaker



Sisse Brimberg

National Geographic
photographer



Orsolya Haarberg

Natural History Museum
Wildlife Photographer
Of The Year




Peter Eastway

AIPP Grand Master of
Photography, Publisher Better
Photography Magazine



Lars van de Goor

Hasselblad Master
Landscape
photographer



Marco Di Lauro

World Press
Photo Award



Andreas H. Bitesnich

Award-winning fine art
photographer




Steve Bloom

National Geographic
photographer




Tom D. Jones

Hasselblad Master
& European Fine Art
photographer



Arne Hodalič

National Geographic
photographer &
photo editor



Laurent Baheux

Award-winning
wildlife photographer



What our guests say about us

"It was a marvelous workshop with a lot of opportunities for great pictures. Obviously, the highlight was the night in Riisitunturi National Park watching the Northern Lights. It was the whole atmosphere having a rustic dinner in the hikers hut after shooting the sunset and waiting for the Northern Light which is staying in my memories."

Bernd Beykirch, Germany



"I found out that one of my favourite photographers, Lars van de Goor, was doing a workshop in the Netherlands so I signed up for the workshop and was introduced to Christian, the founder of the company, and I knew immediately that this would be a great workshop just by talking to him and seeing how incredibly well organized and precise everything was planned out. The hotels were first class, the food was phenomenal, which is important, and more importantly, each day was very well planned out and it has been a really great experience."

Aubra Franklin, USA

"Everybody has something to offer to the group, so we learn from each other, we share things, we have workshops in the evenings where we talk about what went well, what went wrong... and we see a lot of different styles, a lot of different techniques. And that is the good thing about this trip, it is really all about photography!"

Peter Dorr, The Netherlands.















Master of the trees

Explore the United Kingdom's outstanding natural beauty together with Hasselblad Master Lars van de Goor.

Join us for a journey through the magical, ancient landscape of Devon, Wiltshire and Hampshire to discover their finest forests, ablaze with vibrant autumn colors as the leaves are turning red and gold. Discover southern England's deep wooded valleys and mystical forests to photograph mighty oaks and lofty beeches. Capture its rivers, shrouded in early morning mist, and the dew drenched spider-webs glistening in the early morning light.

It truly is a place that teases and tantalizes the imagination of every landscape photographer and tree-lover.

"If you are a tree and rural landscape lover, then you will enjoy every spot that we will go. Forest photography is quite a different discipline, so you will learn how to deal with that. At the end of the workshop, you will be loaded with information which will keep you going for a while. I will get to know you better during those days and will help you to find your own style, if that's what you want of course. It's also a good occasion to bend the rules and see what your limits are and how to challenge yourself a bit, if you're up to it of course."
– Lars van de Goor







United Kingdom highlights

Better Moments' mission is to deliver exclusive workshops and we want you to explore your passion for photography and work with one of the best photographers, Lars van de Goor, during your United Kingdom expedition.

■ ON LOCATION

- Learn some of the secrets behind Lars van de Goor's distinctive award-winning photographs, and practice these new techniques together with your instructors
- How to use natural light and local weather conditions to capture amazingly atmospheric shots
- How to handle equipment with care on location
- Private hands-on lessons that can help taking your photography skills to the next level


■ IN CLASSROOM

- Expert review and constructive criticism of shots taken during the day
- Private portfolio review
- Tips on how to commercialize your images successfully
- A Better Moments Certified Photo Instructor is available during the entire workshop to offer assistance with camera settings, the basics of composition

PRICE & BOOKING



PHOTO BY LARS VAN DE GOOR





Lars van de Goor



Lars van de Goor is an award winning Dutch photographer, renowned for his enchanting photographs reminiscent of the romantic landscape painters of the 19th century. Lars draws inspiration from the idyllic rural scenery of Gelderland.

He has previously been honoured with a gold medal from the prestigious Trierenberg Super Circuit and several first place prizes in the Hasselblad Masters Awards..





Itinerary

DAY 1

■ ARRIVAL IN BURLEY

Pick-up at Gatwick Airport and drive by private bus to New Forest, Burley.

In the evening, we will have a welcome dinner where you will meet your fellow travelers and workshop leader Lars van de Goor.

After dinner, Lars will brief you about the upcoming workshop.

DAY 2

■ NEW FOREST - MORNING SHOOT

The cute little town of Burley is surrounded by the best parts of the New Forest when it comes to old characteristic trees. We are practically staying on the edge of the forest, so we have a full day of shooting. You will have the experience of walking in a fairytale forest

and expect elves and gnomes hiding behind every tree.

In the evening, Lars will hold a lecture and you will learn to transform your photos into even more magical ones.

DAY 3

■ NEW FOREST - THE MORNING LIGHT

After breakfast, we will return to the New Forest and since you now have a little more experience about the ins and outs of forest photography, you will start to get better compositions.

Since this forest is packed with good opportunities, it will not be difficult to be satisfied when we continue our journey and head for one of the most magical forests in the UK, Wistman's Wood where we will arrive just before dinner.

After dinner, there will be a photo review and Lars will help you edit your pictures.

DAY 4

■ DARTMOOR - WISTMAN'S WOOD

Wistman's Wood is one of only three remote high-altitude oak-woods on Dartmoor, Devon, UK.

Wistman's Wood has been mentioned in writing for hundreds of years. It is likely to be a left-over from the ancient forest that covered much of Dartmoor c. 7000 BC.

It's a 40 minute walk from the very idyllic hotel, the Two Bridges hotel, situated in the heart of Dartmoor National Park, perched on the banks of the beautiful West Dart River, with jaw-dropping countryside and bracing walks in every direction. The wood has been the inspiration for numerous artists, poets and will be an inspiration for us photographers as well.

We will be strolling this relatively small, but very interesting, forest all morning. In case there is now wind, Lars will bring a smoke machine which we can use to enhance the atmosphere in our pictures. Of course when it will be a foggy day, we won't need it.

For lunch we walk back to the hotel and can decide whether we will return to Wistman's Wood or drive to one of many other interesting spots located around Dartmoor.

After dinner, editing session and photo reviews.



DAY 5

■ **WISTMAN'S WOOD
& MARLBOROUGH**

In the morning, we will take a vote and see if we want to spend another morning inside Wistman's Wood or if we want to visit several other interesting spots on the Moor, panoramic views, tree tunnels, scenic hills, cute medieval towns – enough to fill your memory cards.

After dinner, editing session and review of your images by Lars.

DAY 6

■ **SAVERNAKE FOREST
- MORNING SHOOT**

We will leave early in the morning as it is a 3± hour drive to Savernake Forest, Marlborough, Wiltshire. From the hotel it will only be a short distance to the wood. Lars has scouted this forest and knows where we can find the most spectacular trees.

The forest will be in full fall colors which makes a great background for the very imposing trees we will encounter.

We will also be visiting several picturesque old villages like Chippenham and Castle Combe in the countryside.

After dinner, editing session and review of your images by Lars.

DAY 7

■ **SAVERNAKE FOREST**

With your newly gained knowledge of how to take woodland pictures, you will want to bring that back to the forest so we will return to Savernake one last time.

How we spend the afternoon will depend on how much energy everybody got left after this intense week. Some will want to go back to the forest, others will stay in the hotel and learn a bit more about photo processing. We will make sure there is something for everybody.

In the evening, we will have our farewell dinner.

DAY 8

■ **DEPARTURE**

Transfer to Gatwick Airport by private bus for your flight back home.

PHOTO BY LARS VAN DE GOOR



Quick guide

We wish you to travel with the greatest possible comfort and to know that you have received as much information as possible.

■ GETTING THERE

As the UK's second busiest airport, there are many international flights to Gatwick Airport, operated by airlines like British Airways, Emirates, Austrian or Swiss. The airport is located 47 km from central London and is easily reachable by train within merely 30 minutes.

■ VISA

You must have a valid passport before the start of your journey to the United Kingdom. Visitors from outside EU may need a visa, please check with the local embassy and read more at <https://www.gov.uk/check-uk-visa>

■ WEATHER

The region has a milder climate than most areas of the British Isles, being in the far south with the climate stabilising effect of the sea, but protected against the more extreme weather of the Atlantic coast. However, fog, mist, and dampness are your too-frequent companions. As the British weather is unpredictable, be prepared to layer your clothing any time of year. In South East England, the average temperature in November ranges from 5°C to 11°C.

■ LANGUAGE

English.

■ CURRENCY

The monetary unit is British Pound (GBP)

■ QUICK GUIDE

If you decide to visit London before or after the workshop, your possibilities are endless – events, museum and galleries, sightseeing tours, theatre shows, bars, restaurants, nightlife, days out and even day trips from London – there is something for everyone. Check the Visit London website for up-to-date information.

Gatwick Aviation Museum is located in a sprawling hangar filled with vintage British airplanes dating from World War II to the 1970s.

Close to Gatwick, you can visit Wakehurst Botanical Garden, Bluebell Railway (a heritage steam station built in 1882), or the British Wildlife Centre, roam Ashdown Forest (the fictional home of Winnie the Pooh), or explore Hever Castle & Gardens dating from 1270.

The fascination of Burley lies in its combination of places to visit and explore and activities for everyone. The village offers a wide selection of unique shops, Quaint Tea Rooms, a Cider Farm, Traditional Inns and pubs, hand made confectionery, Wagonette rides, Deer Safari, Bike Hire, Forest Walks, Horse Riding, Golf Course and famous Burley Ice Cream.

Less than an hour away from Savernake Forest lies Stonehenge, the legendary neolithic monument made using stones transported from Wales and built for unknown purpose.

PRICE & BOOKING









PHOTO BY LARS VAN DE GOOR

Equipment

Whether this is your first trip or your "hundredth" workshop with us, it's always helpful to have a rundown of what items you may want to pack so you have a travel checklist. Bookmark this packing list, because you'll want to refer back to it to make sure you've thought of everything you might want to pack.

■ CAMERA

The camera list is for inspiration, since you know better than anyone what equipment you prefer.

- ☐ Bring your own laptop computer
- ☐ Storage medium
- ☐ Camera bodie(s)
- ☐ Tripod
- ☐ Lenses. If you are working with a 24x36mm camera system, lenses from 12mm to approx. 55mm are a good choice as well as a 'long lens' such as a 180mm. If you are working with a medium format camera, lenses from 28mm to approx. 80mm, and a 'long lens' such as a 300 mm, are advisable..
- ☐ Bag for all camera gear
- ☐ Light bag for easy hiking with camera bodies and accessories
- ☐ Cleaning kit for cameras and lenses
- ☐ Rain/dust covers for cameras and lenses
- ☐ Charger for batteries
- ☐ Spare batteries
- ☐ Standard power converter
- ☐ Raw processing software
- ☐ Memory cards and card wallets
- ☐ Memory card reader
- ☐ USB key to exchange images
- ☐ Lens extenders
- ☐ Camera straps for ease of changing from one camera to another
- ☐ Graduated filter set
- ☐ Filter holder
- ☐ High quality polarizing filter
- ☐ Lens belt





**better
moments**



PHOTOGRAPHY
WITH PASSION

BETTER MOMENTS APS

Allerød Stationsvej 4 | DK-3450 Allerød | Denmark

Tel.: +45 31578747

E-mail: info@better-moments.com

STAY IN TOUCH



Linkedin



 **YouTube**



Instagram

WE ARE PROUD TO PARTNER WITH

PHASE**ONE**

what the world's best photography is made of

ZEISS

SanDisk®

 **ILLUX**

 **NATIONAL
GEOGRAPHIC**

 **broncolor®**