

NETHERLANDS

8 Days of Adventure with Expert
Lars van de Goor

**Painting
with Light**

Better Moments means



Thanks for choosing Better Moments for your next adventure workshop.

Better Moments was founded in 2011 by Philip Boissevain and me, two experienced veterans of the international professional photography industry. We met when working at Hasselblad, Philip as the Global Marketing manager and me as the Global Photographer Relations manager.

Today Better Moments has become the leading photo workshop platform organizing high-end workshops for photo enthusiasts worldwide.

You will learn from the world's most experienced photographers within their fields to refine your personal style and sharpen your technical skills. Additionally, we want you to share your excitement for photography and enjoy great moments in life. And we want you to explore your passion and expand your photographic skills and vision.

Better Moments mission is to deliver exclusive workshops in landscape, wildlife and travel photography at unique locations around the world. I want you to explore your passion for photography and work and earn from the world's most renowned photographers who all have excellent teaching skills, local knowledge and experience.

Photography with passion,
Christian Nørgaard

**better
moments**



Better Moments CEO and founder:
Christian Nørgaard

Graphic design: Håkan Andersson

Text editor: Jeff Grant

All images and text in this catalog are under International Copyright Legislation.

However, Better Moment's guests and potential customers may download the catalog for private use, but not for any commercial use.

Any violation of the International Copyright Legislation will be reported to the International Court of Justice of International Copyright Legislation

Photo above by David Trud

Cover photo by Lars Van De Goor

Photography with passion

Our passionate experts

Arne Hodalič – National Geographic photographer

Tom D Jones – Hasselblad Master & European Fine Art Photographer

Steve Bloom – National Geographic photographer


Christian Nørgaard – CEO Better Moments

Hans Strand – Hasselblad Master Landscape Photographer

Michael Nichols – wildlife journalist, National Geographic editor

Sisse Brimberg – National Geographic photographer

Steve McCurry – National Geographic, World Press Photo first place



"My life is shaped by the urgent need to wander and observe, and my camera is my passport."

Steve McCurry









Explore The Netherlands

Join our journey through the ancient forests and charming rural landscapes of the East Netherlands, photographing the idyllic country roads and lush farmlands of this timeless setting. Together with award-winning Dutch photographer Lars van der Goor, explore some of the most picturesque locations in the area and get lost in the mystical, foggy forest of the “dancing trees”.







Expand With Passion

Better Moments' mission is to deliver exclusive workshops and we want you to explore your passion for photography and work with one of the best photographers, Lars van de Goor.


■ ON LOCATION

- Learn some of the secrets behind Lars van de Goor's distinctive award-winning photographs, and practice these new techniques together with your instructors.
- How to use natural light and local weather conditions to capture amazingly atmospheric shots.
- How to handle equipment with care on location.
- Private hands-on lessons that can help taking your photography skills to the next level.

■ IN CLASSROOM

- Expert review and constructive criticism of shots taken during the day.
- Private portfolio review.
- Tips on how to commercialize your images successfully
- A Better Moments Certified Photo Instructor is available during the entire workshop to offer assistance with camera settings, the basics of composition.

PRICE & BOOKING









Lars van de Goor

To paint with light



PHOTO BY LARS VAN DE GOOR

"My main goal is still where it once started – to capture nature's magical moments and show her beauty to as many people as possible."

Lars van de Goor

Lars van de Goor was born in 1964 in The Netherlands, in a houseboat, next to a farm, located between lakes and meadows. His first passion was music, the latest photography, and editing. In a way, he is still composing. Soon after starting with photography, Lars' images started to get noticed and gained in popularity over the years.

Inspirations

While influenced by romantic landscape painters, Dutch Masters such as Barend Cornelius Koekkoek (1803-1862), and also the work of other photographers, Lars's prime source of inspiration comes from the mysterious encounter of nature and light, and the main theme of his work is the trees of his native Gelderland. These he respectfully depicts in their old power and timeless energy, and their mingling with the famous Dutch light yield landscapes with dragons as well as mysterious cathedrals, at times eerie in their sublime other worldliness. His images open a window to air and time, even sound and smell. Only occasional people in the frame or the inclusion of man-made objects remind the viewer that they are still on their own planet.

Traveling and awards

Since September 2017 Lars and his wife Annemarie started a new way of living and working. They exchanged their home in Lochem, the Netherlands, for a mobile one in which they have traveled through Europe. These longer trips allow Lars to work deeper with his photography and give him more time to explore the woodlands in Europe. Lars has previously been honoured with a gold medal from the prestigious Trierenberg Super Circuit and Lars became Hasselblad Masters in Landscape in 2016.















Itinerary

DAY 1

■ ARRIVAL IN AMSTERDAM

The first day (depending on the time of your arrival) will be spent meeting your fellow photographers and enjoying the photogenic streets and canals of Amsterdam. Watch boats floating by, admire the charming houses, and grab some local delicacies along the way.

In the evening, we enjoy a nice welcome dinner and Lars van de Goor will elaborate more about the itinerary for the coming days while also presenting a selection of his unique and award winning photos taken at the locations we will visit.

DAY 2

■ THE FOREST OF DANCING TREES

From Amsterdam we make our way to our hotel, located at the edge of the spectacular Speulder Forest. This picturesque woodland is home to what locals refer to as "dancing trees", which twist elegantly to form intriguing compositions.

We photograph in the soft spring light and Lars holds his first of many one-to-one workshops. The beech forest is saturated with the first summer colors and the mighty beech trees leak magically into the landscape.

In the evening, Lars van de Goor will conduct a workshop on how to best take advantage of the local light and weather conditions, sharing some of his iconic nature photography.

DAY 3

■ THE MORNING LIGHT

The lighting is absolutely best in the morning, early when the fog is settling and later when you can capture rays of light falling through the canopy. Lars van de Goor knows this forest like the back of his hand and will lead us to some of his favourite spots.

Speulder Forest developed its unique

appearance due to the custom of felling straight trees for building material, especially as support beams in local mines. This has left a forest full of irregular and gnarled trees, providing almost endless subjects for photography. Lars will show us some of the trees featured in his award-winning photographs as well as a few secret details that can be difficult to spot.

After dinner, we will have a lecture by Lars about his workflow in Photoshop. Lars will also work on a selection of the group's images, to illustrate how he sees and defines the pictures in his photo concept and workflow.

DAY 4

■ RURAL BEAUTY OF GELDERLAND

After a short drive from the Speulder Forest, we arrive in the town of Lochem. The rest of the day will be spent exploring the surrounding countryside with our cameras. This part of Gelderland is renowned for its rural charm, with tree-lined avenues, lush farmland and picturesque estates. Lars van de Goor lived in this region for some years, considering it one of the most beautiful parts of the country.

Lars will assist, guide and teach how to find locations, and there will be great opportunities to practice some more landscape and portrait photography in one of the world's most stunning locations. You will undoubtedly fill your memory card with stunning photographs.

Tonight's lecture by Lars will be on the topic How I became a Hasselblad Master.

DAY 5

■ LESSONS FROM A DUTCH MASTER

This morning will be spent with exciting lectures and workshops at our hotel, assessing shots taken so far, as well as some free time to

explore the surrounding area and practice new techniques.

Unless there is fog to photograph, which will always take precedence over any other activity. Lars van de Goor will conduct a workshop.

Being an expert in using natural light and local weather conditions he will explain how to create stunning compositions. During the workshop he will also share some of the insights that helped him win numerous international awards. In the soft afternoon light, we meet and spend the rest of the day photographing the adventurous and artistic beech trees.

Tonight it's time to discuss our pictures and get each other's input to optimise our photography.

DAY 6

■ A STROLL DOWN THE OLD KING'S ROAD

While influenced by romantic landscape painters, particularly Dutch Masters such as Barend Cornelius Koekkoek, as well as the work of other photographers, Lars' prime source of inspiration comes from the mysterious encounter of nature and light, with the trees and nature of De Carolinahoeve being the main theme of his work. Driving to De Carolinahoeve, we will walk along the This ancient thoroughfare the way from Dieren over 37 km long, only explore the stretch. This timeless the perfect place amazing nature scenes that seem straight out of a Dutch Golden Age.

Tonight we all meet work on our images. support one-to-of view in regards basic Photoshop workflow.

DAY 7

■ REFLECTIONS AND RETURN TO AMSTERDAM

Driving to Delden, we will discover a unique landscape of bent beeches, their green leaves reflecting in the calm river, which is acting as an artistic mirror. This outstanding territory is probably the most photographic area we will visit during the trip. Lars has photographed here for years and he considers it as one of his favourite locations in the Netherlands.

Lars will run one-on-one workshops during the day with focus on compositions and how to fill all four corners of your frame.

In the afternoon we will return to Amsterdam and enjoy a farewell dinner, followed by an entertaining and inspiring lecture by Lars who will talk about his upcoming landscape projects around Europe.

DAY 8

■ DEPARTURE FROM AMSTERDAM

Early birds can take photos of their own, before we all head to Amsterdam's Schipol Airport.

PRICE & BOOKING





Quick guide

We wish you to travel with the greatest possible comfort and to know that you have received as much information as possible.

■ GETTING THERE

There are many flights to Schiphol Airport, most of them on a daily basis to and from international Airports. The airport is located 17.5 km from the city and is easily reachable by train.

■ VISA

You must have a valid passport from before the start of your journey to the Netherlands. Visitors from outside EU may need a visa, otherwise you can stay as long as required. Please check with the local embassy and read more at <https://www.netherlandsandyou.nl/travel-and-residence/visas-for-the-netherlands>

■ WEATHER

The predominant wind direction in the Netherlands is southwest, which causes a moderate maritime climate, with warm summers and cool winters, and typically high humidity. Much of Holland is below sea level, making fog, mist, and dampness your too-frequent companions. As the Dutch weather is unpredictable, be prepared to layer your clothing any time of year.

In East Holland, the average temperature in the month May ranges from 7°C to 18 °C with around 65mm of rain.

The ideal time for traveling throughout the country is from April to October, with July and August usually being the months with the nicest weather.

■ LANGUAGE

The official language is Dutch. In some parts of the Netherlands, people often speak a dialect besides Standard Dutch. Many Dutch people also speak German and English.

■ CURRENCY

The Dutch monetary unit is Euro (EUR)

■ QUICK GUIDE

□ There are over 800,000 bicycles in Amsterdam. That's more bikes than people! Cycling in Amsterdam is safe, enjoyable and easy, and there's no finer way to explore the city's streets, canals and attractions than by pedal power.

□ Foam is an internationally renowned museum that exhibits all genres of photography in a beautiful canal-side setting. As well as displaying a wide variety of works, it acts as a creative hub where photographers can meet and participate in forums and symposiums.

□ Museumplein is the cultural beating heart of Amsterdam as it is home to the Rijksmuseum, the Van Gogh Museum and the Stedelijk Museum of Modern Art. The leafy 19th century district of Oud-Zuid is an art lover's utopia, and the open square between the buildings pulses with activity all day.

□ Why not head out of the city to explore the diverse array of attractions of the surrounding area and the gorgeous countryside: beaches, castles, windmills and historic towns – all easily reachable from the city centre.

□ There is always something going on in Amsterdam – exhibitions, sport events, theatre performances and much more. Check the What's on in Amsterdam website for up-to-date information

■ EMERGENCY

Emergency phone number: 112.

PRICE & BOOKING



Equipment

Whether this is your first trip or your "hundredth" workshop with us, it's always helpful to have a rundown of what items you may want to pack so you have a travel checklist.

Bookmark this packing list, because you'll want to refer back to it to make sure you've thought of everything you might want to pack.

■ CLOTHING

A good plan is to dress "layer-by-layer". You then are well prepared for whatever weather arrives.

- ☐ Wind and waterproof jacket
- ☐ Wind and waterproof pants
- ☐ Rubber boots - with room for extra (wool) socks
- ☐ Hiking boots
- ☐ Wool underwear
- ☐ Fleece/sweater
- ☐ A small backpack

■ CAMERA

The camera list is for inspiration, since you know better than anyone what equipment you prefer.

- ☐ Bring your own laptop computer and storage medium
- ☐ Camera bodie(s)
- ☐ Tripod
- ☐ Lenses, If you are working with a 24x36mm camera system, lenses from 12mm to approx. 55mm is obvious. And a "long lens" such as a 180mm. If you are working with a medium format camera, lenses from 28mm to approx. 80mm is obvious. And a "long lens" such as a 300 mm.
- ☐ Bag for all camera gear
- ☐ Light bag for easy hiking with camera bodies and accessories
- ☐ Cleaning kit for cameras and lenses
- ☐ Rain/dust covers for cameras and lenses
- ☐ Charger for batteries
- ☐ Spare batteries
- ☐ Standard power converter
- ☐ Raw processing software
- ☐ Memory cards and card wallets
- ☐ Memory card reader
- ☐ USB key to exchange images


■ NICE TO HAVE

- ☐ Lens extenders
- ☐ Camera straps for ease of changing from one camera to another
- ☐ Graduated filter set
- ☐ Filter holder
- ☐ High quality polarizing filter
- ☐ Lens belt









BETTER MOMENTS APS

Allerød Stationsvej 4 | DK-3450 Allerød | Denmark

Tel.: +45 31578747 |

E-mail: info@better-moments.com

STAY IN TOUCH



LinkedIn



YouTube




Instagram

WE ARE PROUD TO PARTNER WITH



PHASEONE

what the world's best photography is made of



SanDisk®

