

KENYA

The Big Migration



8 days of adventure with expert
Laurent Baheux

better  moments

Photography with passion



Photography may be my first passion, but traveling is a close second. I spent decades exploring the globe with my camera and out of this passion, Better Moments was born in 2011. Since then, I have worked with the world's most renowned photographers to offer high-end workshops and expeditions for photo enthusiasts worldwide.

On our workshops, everyone is welcome. No matter if you have recently discovered your passion for photography or if you are an emerging pro – our workshops cater to everyone's needs and our experts are all experienced teachers that will adapt to your personal skill level.

Our mission is to help you to take your photography to the next level, refine your own style and sharpen your technical skills. Additionally, we want to inspire each other, create lasting memories and enjoy the best moments in life.

Better Moment's exclusive workshops in landscape, travel and wildlife photography take place in unique locations around the world. From the Himalaya region to Africa's deserts, from Scandinavia's fjords to Australia's Outback – we like to travel off the beaten track and work with local agencies as we are always striving to leave only footprints behind.

I am looking forward to meeting you on one of our adventures,

Christian Nørgaard

better moments



Better Moments
CEO and founder:
Christian Nørgaard

Graphic design:
Håkan Andersson

Text editor:
Laura Graf

Cover photo by
Laurent Baheux

All images and text in this
catalog are under International
Copyright Legislation.

However, Better Moment's
guests and potential customers
may download the catalog for
private use, but not for any
commercial use.

Any violation of the International
Copyright Legislation will be
reported to the International
Court of Justice of International
Copyright Legislation



Our guests love to travel with us
– which is why we are lucky enough
to welcome them again and again.



LET'S GET SOCIAL

For inspiring experiences, real-time updates,
the latest trends or casual conversation, explore
our social networks for all things travel.



Linked in




YouTube



BETTER-MOMENTS.COM

You can view our current
photography workshops
on the Better Moments
website, where you will
find all dates and details
– and can reserve a spot
for your dream trip.



NEWSLETTER

Stay up-to-date with our workshops, experts, and special offers:
sign up to our bi-monthly newsletter – and receive Christian
Nørgaard's guide to travel & portrait photography for free.


**SIGN UP AND RECEIVE A FREE
TRAVEL & PORTRAIT PHOTOGRAPHY GUIDE.**

"I think that Better Moments' workshops are some of the best organized, most educational and most inspirational group workshops I have ever worked on. So I would encourage you to join us. Come along and have a great time, learn, be inspired and take great pictures."

Steve McCurry

Our passionate experts

We are proud to work with some of the best photographers in the industry who are experts in their field and have years of experience in guiding and teaching photography workshops.



Steve McCurry

National Geographic,
World Press Photo
first place



Michael Nichols

Wildlife journalist,
National Geographic
editor



Hamid Sardar-Afkhami

Writer, photographer,
award-winning
filmmaker



Sisse Brimberg

National Geographic
photographer



Orsolya Haarberg

Natural History Museum
Wildlife Photographer
Of The Year




Peter Eastway

AIPP Grand Master of
Photography, Publisher Better
Photography Magazine



Lars van de Goor

Hasselblad Master
Landscape
photographer



Marco Di Lauro

World Press
Photo Award



Andreas H. Bitesnich

Award-winning fine art
photographer




Steve Bloom

National Geographic
photographer




Tom D. Jones

Hasselblad Master
& European Fine Art
photographer



Arne Hodalič

National Geographic
photographer &
photo editor



Laurent Baheux

Award-winning
wildlife photographer



What our guests say about us

"It was a marvelous workshop with a lot of opportunities for great pictures. Obviously, the highlight was the night in Riisitunturi National Park watching the Northern Lights. It was the whole atmosphere having a rustic dinner in the hikers hut after shooting the sunset and waiting for the Northern Light which is staying in my memories."

Bernd Beykirch, Germany



"I found out that one of my favourite photographers, Lars van de Goor, was doing a workshop in the Netherlands so I signed up for the workshop and was introduced to Christian, the founder of the company, and I knew immediately that this would be a great workshop just by talking to him and seeing how incredibly well organized and precise everything was planned out. The hotels were first class, the food was phenomenal, which is important, and more importantly, each day was very well planned out and it has been a really great experience."

Aubra Franklin, USA

"Everybody has something to offer to the group, so we learn from each other, we share things, we have workshops in the evenings where we talk about what went well, what went wrong... and we see a lot of different styles, a lot of different techniques. And that is the good thing about this trip, it is really all about photography!"

Peter Dorr, The Netherlands.















Explore Kenya

How many countries leave you at a loss for words? Rest assured that Kenya will be one of them.

Kenya epitomizes what Africa is all about – that lone acacia tree against an endless horizon, harsh deserts, snow-capped mountains, dense forests and beaches lined with palm trees. Kenya is a country of epic landforms and of incredible wildlife that will satisfy all of your photographic desires.

The Great Migration

The country is famous for its impressive population of wildlife. You can find Masai lions, leopards, cheetahs as well as zebras, gazelles and wildebeest that travel to and from the Serengeti each year between July and October – also known as the Great Migration, which truly is one of Nature's miracles.

You will witness the brutality of the merciless hunters and scavengers following the wildebeest in their wake. Keep your camera ready when the herd cross the Mara river, where crocodiles lay in waiting, the atmosphere is tense along with the palpable anxiety that you can almost feel in the air. Africa is home to the last great wilderness and the creatures that live in it – and Kenya is the perfect place to follow the call of the wild to photograph its wonders.

PHOTO BY LAURENT BAHEUX



Kenya highlights

Better Moments' mission is to deliver exclusive workshops and we want you to explore your passion for photography and work with one of the best photographers, Laurent Baheux, during your Kenya expedition.

■ ON LOCATION

- Learn about wildlife photography techniques in the beautifully desolate surroundings of the Kenyan wilderness.
- Work in different lighting and with short/long exposure and aperture.
- How to handle equipment with care on location.
- Private hands-on lessons that can help to take your photography skills to the next level.
- The secret behind wildlife photography.

■ IN CLASSROOM

- Expert review and constructive criticism/feedback of the images taken during the day.
- Portfolio review
- Editing workflow
- A Better Moments Certified Photo Instructor is available during the entire workshop to offer assistance with camera settings, the basics of composition, guide and help in general.

PRICE & BOOKING





Laurent Baheux



Born in Poitiers in 1970, Laurent Baheux started his career in the frenetic world of international sport before moving his horizons to wilder climes, where flora and fauna continue to live in freedom. Since the beginning of 2000, he has been creating a collection of monochrome wildlife photographs, characterized by a contrasting, condensed style. With his unique approach which rewrites all the rules on wildlife photography, Laurent strives to capture the personality and humanity in every animal as distinct individuals. He adopts the role of wildlife portrait artist, where aesthetics and sensitivity take precedence over a more documentary style. Laurent is actively involved with environmental organizations and served as a goodwill ambassador for the United Nations Environment Program (UNEP). In this context, he supported activities against poaching and exploitation, in particular hunting, bullfighting, or the physical and psychological abuse of animals in zoos and circuses. His photographs are on show in galleries and are featured in a number of books, publications, and exhibitions in France and abroad.



PHOTO BY LAURENT BAHEUX



Itinerary

DAY 0

■ ARRIVAL IN NAIROBI

We recommended you book your flights to arrive a day early to take a day to rest and acclimatize yourself to the country before the big adventure. We can arrange accommodation and activities on request.

DAY 1

■ WELCOME TO KENYA

Arrival in Nairobi. Today, you will meet Better Moments expert Laurent Baheux and the rest of the workshop group.

In the evening, there will be a welcome dinner at the hotel and Laurent will introduce himself, share his work and talk about his life as a professional wildlife photographer. Laurent will brief you about the upcoming workshop days and give first advice on wildlife photography during the big migration as tomorrow will be your first day of shooting in the Maasai Mara game reserve.

DAY 2

■ DRIVE TO THE CAMP AND EVENING SHOOT

After an early breakfast, you will be picked up and we will drive to the safari camp. The drive to the Mara takes approximately 6-7 hours so we will arrive at the camp in time for lunch. After lunch, you have time to relax before we head out for the evening game drive. Laurent will support you with technical and creative advice on location.

Our accommodation is located in the Maasai Mara game reserve, which is a large game reserve in Narok County, Kenya; contiguous with the Serengeti National Park in Mara Region, Tanzania. It is named in honor of the Maasai people and their description of the area when looked at from afar: "Mara," which is Maa (Maasai language) for "spotted," an apt description for the circles of trees, scrub, savanna, and cloud shadows that mark the area.

It is globally famous for its exceptional population of Masai lions, African leopards and Tanzanian cheetahs, and the annual migration of zebra, Thomson's gazelle, and wildebeest to and from the Serengeti every year from July to October, known as the Great Migration.

DAY 3-4

■ THE WILDBEEST MIGRATION

As our accommodation is located in the game reserve, we don't have to go far to witness the spectacle of the wildebeest migration.

The following days will consist of photographing wildlife with hands-on lessons on location and theory sessions in the evenings during which Laurent will review and discuss the images taken during the day and give advice in terms of composition, post production etc.

We will spend some evenings with presentations and stories by Laurent about his work and life as a photographer.

On day 4, we will relocate to another safari camp in the afternoon to make the most of our stay in the game reserve.

DAY 5-6

■ THE WILDBEEST MIGRATION

The next two days we will be exploring a different part of the game reserve.

Our days will consist of photographing wildlife with hands-on lessons on location and theory sessions in the evenings during which Laurent will review and discuss the images taken during the day and give advice in terms of composition, post production etc.

We will spend some evenings with presentations and stories by Laurent about his work and life as a photographer.

DAY 7

■ RETURN TO NAIROBI

Today, we will return to Nairobi, where you will have some time to explore the city before we meet up for our farewell dinner.

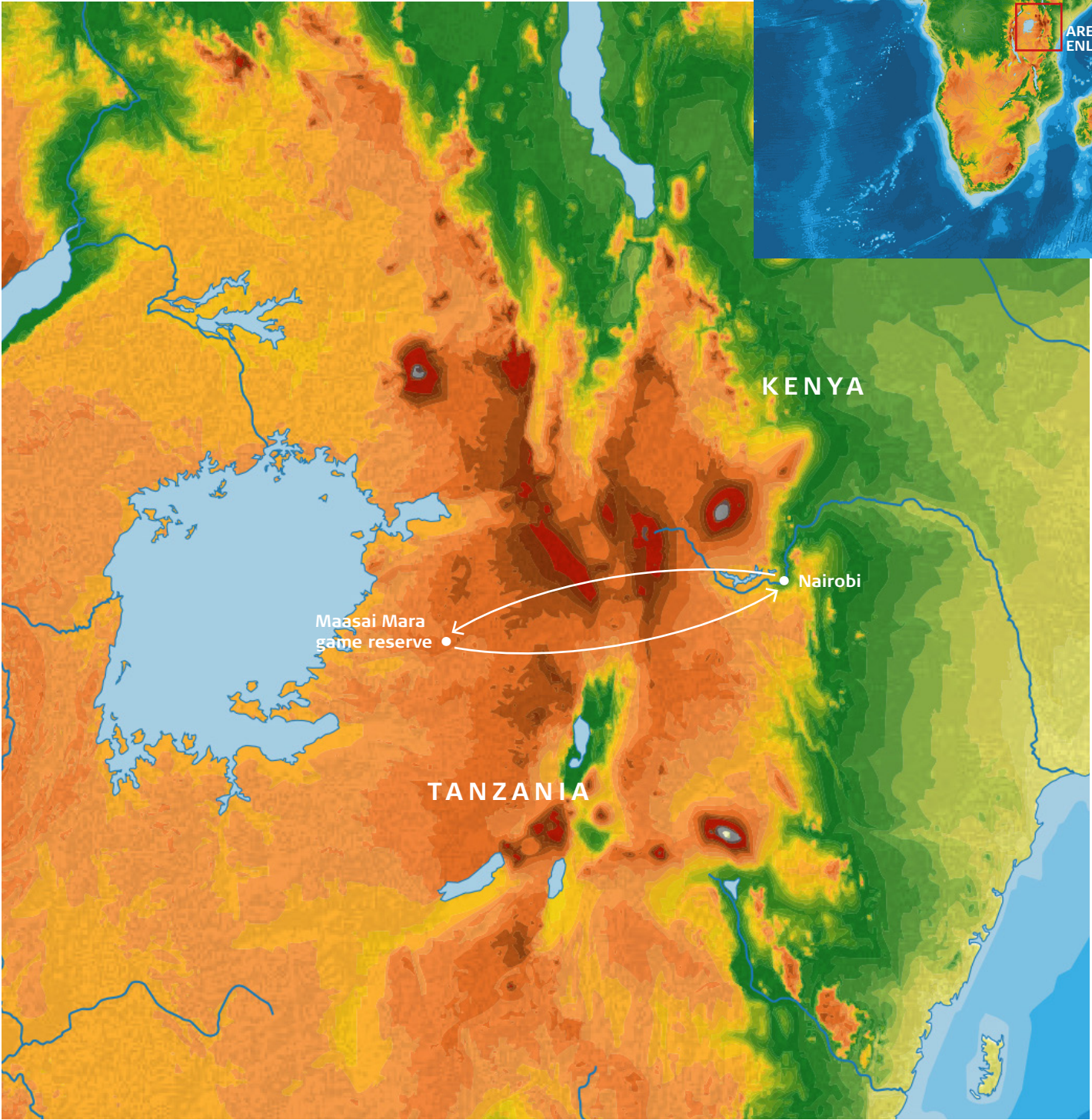
DAY 8

■ DEPARTURE

Drive to Nairobi airport for your flights home.

PRICE & BOOKING







Quick guide

We wish you to travel with the greatest possible comfort and to know that you have received as much information as possible.

■ GETTING THERE

Jomo Kenyatta International Airport, is Kenya's largest aviation facility, and the busiest airport in East Africa. It is advised to arrive a day before the workshop to make sure you are well rested for the drive to the camp.

Better Moments will arrange one pickup transfer and one return transfer to the airport on the arrival- and the departure day.

■ VISA

Single entry visa are issued to persons whose nationalities require visa to enter Kenya as a tourist. For a complete list of visa exemptions, as well as up-to-date information regarding visa fees and requirements, visit: <http://evisa.go.ke/single-entry-visa.html>

■ WEATHER

In August/September, the average temperature in Masai Mara ranges from 8 – 25 degrees Celsius. During the Dry season (June-October), the sky is clear and days are sunny. It is advisable to pack warm clothing, as morning game drives in open vehicles will be cold. There is very little rain in most of the country, so these are the least humid months.

■ LANGUAGE

Kenya is a multilingual country. The Bantu Swahili language and English are widely spoken as lingua franca.

■ CURRENCY

Kenia-Schilling (KES)

■ HEALTH

At least 8 weeks before your trip, check the latest country-specific health advice and make sure you have all required vaccinations.

Cholera, malaria, dengue fever and other insect-borne infections occur in Kenya. You should take precautions to avoid being bitten by insects.

■ QUICK GUIDE

Kenya offers a plethora of activities and experiences for visitors. From thrilling ATV rides along the rugged coast, to star gazing in the desolate wilderness. While much of the country is less developed, urban centres such as the seaside city of Swakopmund provide some great culinary experiences, with antelope and game being a particular highlight.

■ LOCAL LAWS AND CUSTOMS

Smoking in any public place is prohibited throughout Kenya, except in designated smoking areas. Offenders can face a fine or imprisonment. If in doubt, don't light up.

Taking photographs of official buildings, including Embassies, can lead to detention. If in any doubt, don't photograph or film around them. Photography is also prohibited at airports.

You must carry a form of ID with you at all times. A copy of your passport is normally acceptable, but recently some police officers have been insisting on the original document.



Equipment

Whether this is your first trip or your "hundredth" workshop with us, it's always helpful to have a rundown of what items you may want to pack so you have a travel checklist. Bookmark this packing list, because you'll want to refer back to it to make sure you've thought of everything you might want to pack.

■ CAMERA

The camera list is for inspiration, since you know better than anyone what equipment you prefer.

- ☐ Bring your own laptop computer.
- ☐ Storage medium.
- ☐ Camera body(ies).
- ☐ Lenses, If you are working with a 24x36mm camera system, lenses from 12mm to approx. 55mm are a good choice as well as a 'long lens' such as a 180mm. If you are working with a medium format camera, lenses from 28mm to approx. 80mm, and a 'long lens' such as a 300 mm, are advisable.
- ☐ Bag for all camera gear.
- ☐ Light bag for easy hiking with camera bodies and accessories.
- ☐ Cleaning kit for cameras and lenses.
- ☐ Rain/dust covers for cameras and lenses.
- ☐ Charger for batteries.
- ☐ Spare batteries.
- ☐ Standard power converter.
- ☐ Raw processing software.
- ☐ Memory cards and card wallets.
- ☐ Memory card reader.
- ☐ USB key to exchange images.
- ☐ Tripod.
- ☐ Lens extenders.
- ☐ Camera straps for ease of changing from one camera to another.
- ☐ Graduated filter set.
- ☐ Filter holder.
- ☐ High quality polarizing filter.
- ☐ Lens belt.







**better
moments**



PHOTOGRAPHY
WITH PASSION

BETTER MOMENTS APS

Allerød Stationsvej 4 | DK-3450 Allerød | Denmark

Tel.: +45 31578747

E-mail: info@better-moments.com

STAY IN TOUCH



Linkedin



 **YouTube**



Instagram

WE ARE PROUD TO PARTNER WITH

PHASE**ONE**

what the world's best photography is made of

ZEISS

SanDisk®

 **ILLUX**

 **NATIONAL
GEOGRAPHIC**

 **broncolor®**