

NAMIBIA

Spirit of the desert

Amazing days
of photography
with expert

Tom D. Jones

better  moments

Better Moments means



Thanks for choosing Better Moments for your next adventure workshop.

Better Moments was founded in 2011 by Philip Boissevain and me, two experienced veterans of the international professional photography industry. We met when working at Hasselblad, Philip as the Global Marketing manager and me as the Global Photographer Relations manager.

Today Better Moments has become the leading photo workshop platform organizing high-end workshops for photo enthusiasts worldwide.

You will learn from the world's most experienced photographers within their fields to refine your personal style and sharpen your technical skills. Additionally, we want you to share your excitement for photography and enjoy great moments in life. And we want you to explore your passion and expand your photographic skills and vision.

Better Moments mission is to deliver exclusive workshops in landscape, wildlife and travel photography at unique locations around the world. I want you to explore your passion for photography and work and earn from the world's most renowned photographers who all have excellent teaching skills, local knowledge and experience.

Photography with passion,
Christian Nørgaard

**better
moments**



Better Moments CEO and founder:
Christian Nørgaard

Graphic design: Håkan Andersson

Text editor: Jeff Grant

All images and text in this catalog are under International Copyright Legislation.

However, Better Moment's guests and potential customers may download the catalog for private use, but not for any commercial use.

Any violation of the International Copyright Legislation will be reported to the International Court of Justice of International Copyright Legislation

Photo above by David Trud

Cover photo by Tom D. Jones

Photography with passion

Our passionate experts

Steve McCurry - National Geographic, World Press Photo first place

Sisse Brimberg - National Geographic photographer

Peter Eastway - AIPP Grand Master of Photography, Publisher Better Photography Magazine

Steve Bloom - National Geographic photographer

Arne Hodalič - National Geographic photographer & photo editor

Hamid Sardar-Afkhami - writer, photographer, award-winning filmmaker

Lars van de Goor - Hasselblad Master Landscape photographer

Tom D. Jones - Hasselblad Master & European Fine Art photographer

Joel Santos - Travel Photographer Of The Year


Michael Nichols - wildlife journalist, National Geographic editor

Orsolya Haarberg - Natural History Museum Wildlife Photographer Of The Year

Marco Di Lauro - World Press Photo Award

Magali Tarouca - journalist, teacher, travel photography guide

Christian Nørgaard - CEO Better Moments



"My life is shaped by the urgent need to wander and observe, and my camera is my passport."

Steve McCurry











Spirit of the desert

Join us on an unforgettable adventure through the sand dunes and cracked clay valleys of Namibia. Explore the spectacular rock formations of Spitzkoppe, known as the Matterhorn of Africa, and discover the colonial architecture of Swakopmund, photographing shipwrecks along the coast and colourful flocks of flamingos at Walvis Bay.



PHOTO BY TOM D. JONES





PHOTO BY TOM D. JONES

Namibia highlights

Better Moments' mission is to deliver exclusive workshops and we want you to explore your passion for photography and work with the most renowned photographer, Tom D. Jones during your Namibia Photo Workshop.

■ ON LOCATION

- Learn about night photography techniques in the beautifully desolate surroundings of the Namibian wilderness.
- Work in different lighting and with short/long exposure and aperture.
- How to handle equipment with care on location.
- Private hands-on lessons that can help to take your photography skills to the next level.
- The secret behind the landscape photography.

■ IN CLASSROOM

- Expert review and constructive criticism/feedback of the images taken during the day.
- A Better Moments Certified Photo Instructor is available during the entire workshop to offer assistance with camera settings, the basics of composition, guide and help in general.

PRICE & BOOKING



PHOTO BY TOM D. JONES










Explore Namibia together with award winning photographer Tom D. Jones

His work represents artistic photography with simple and yet complex compositions. Tom's perspective introduces us to a world of perplexing beauty, serene and simple compositions with light and depth, always containing a creative touch of movement.

Tom D. Jones is Better Moments' guide at the Namibia Photo Workshop. During the workshop, Tom will deliver educational and inspiring seminars and give personal guidance on location in Namibia.

But besides doing stunning landscape photography, some of Tom's best work is pure fine art. For example, the amazing Papillon series of butterflies. "I shot the images for 'Papillon' with a 120 mm macro lens. The shots are super-sharp and really reveal the extraordinary detail of these beautiful creatures. You don't appreciate how stunning these insects are until you get right up close to them."









Photography with passion

Tom was raised by an amateur photographer, his father, and spent many hours in the darkroom and with the slide projector. Consequently, his father's passion rubbed off on him and Tom found himself, through the years, drawn to contemporary art and fine art photography.

In the beginning, after being self-taught, he worked on commissioned photography while using his spare time to unwind and express creativity through photography.

As photography became part of his life, it also led him to the woman of his dreams. He found a lady sharing his interest in photography. Tom and his wife, Sylvia, wanted the same thing, that is their very own photo studio. In 1999 they started their first studio together.

Talking about becoming a great photographer, Tom replies in an interview to Digital SLR Photography: "There are no secrets; I do not have to trouble myself to do so. Lionel Messi does not have secrets to becoming such a great footballer either. I built my career up through very hard work and being very critical of myself. Start small and give yourself time to grow. If you create quality products and provide good service, clients will always find you — they will spread the word and so on. Firstly, save money to buy a good DSLR and a good set of lenses. Once you have clients and tasks, you will see that you can afford more and more. In the beginning, however, you have to live sober and invest all that hard-earned money in yourself and your company."

Tom D. Jones is famous for his fine art photography, for which he has received numerous awards, for example the European Fine Art Photographer Of The Year 2009. He's part of the prestigious association Master Qualified European Photographer and in 2012 he distinguished himself with the well deserved Hasselblad Master Award 2012 in Landscape/Nature.

Itinerary

DAY 0

■ ARRIVAL IN WINDHOEK

It is recommended you book your flights to arrive a day early, as we depart from Windhoek relatively early on day 1. Take a day to rest and acclimatise yourself to the country before the big adventure. We can arrange accommodation and activities on request.

DAY 1

■ ROCK FORMATIONS AND STARGAZING

We leave for a pleasant and scenic drive in the direction of Spitzkoppe, stopping spontaneously along the way to photograph points of interest. We arrive at the first lodge, located near spectacular 700 million old granite rocks, with plenty of time to settle in and conduct a proper introduction as well as a short briefing about night photography. Because of its geographical location and lack of light pollution, we are at the perfect place for night sky photography and star gazing. The extraordinary rock formations are the perfect subject with an incredible backdrop of stars.

DAY 2

■ THE MATTERHORN OF AFRICA

We head out early in the morning to catch the first light over the summit of Spitzkoppe, as well as taking some iconic shots of the famous rock arch. After lunch we will review the first results of our night photography. The afternoon and evening will be spent exploring the surroundings, which take the form of a giant playground for photographers, before embarking on our second night photographing the starlight.

DAY 3

■ BACK IN TIME TO COLONIAL SWAKOPMUND

The early birds head out again to catch the first light, as the sun rises behind the rock arch. After breakfast in the lodge, we leave Spitzkoppe and towards to our next destination. Arriving in Swakopmund, you can relax or enjoy some street photography in this fascinating city, wedged between towering sand dunes on the border of the Namib Desert and the seemingly endless Atlantic Ocean.

Swakopmund is rich in architectural history, dating back to the period from 1884 through 1915, when Swakopmund served as the main port for the area. During the colonial era, this area was a German Protectorate known German South-West Africa, so a very strong German influence can still be seen in the architecture and fortunately the buildings have been maintained and preserved very well.

In the afternoon we head into the dunes using one of the favoured means of local transportation: quad bikes.

DAY 4

■ HIGH OVER THE COAST OF SHIPWRECKS (OPTIONAL AERIAL PHOTOGRAPHY)

Walvis Bay is famous for the thousands of flamingos that feed in the lagoon and the surrounding wetlands. It is considered one of the best locations in the world to see flamingos. The day is divided into two workshops: Landscape photography in and around Walvis Bay or an optional aerial photography workshop by helicopter.

On our basic tour, we will conduct a landscape photography workshop, visiting the area around Walvis Bay by 4-wheel drive. On the other hand, if you join our optional aerial photography workshop, we will fly high over the spectacular sand dunes by helicopter, along the coastline we will see shipwrecks on the shore and continue over the wetlands where thousands of flamingos congregate. Finally, we will capture some amazing shots over the wonderfully colourful patterns formed in the salt pans.

If time allows, we will indulge in some incredible sunset photography over the beautiful ocean around Swakopmund.

We end the evening in Swakopmund's best sea food restaurant, with a stunning sea view: 'The Tug'.

DAY 5

■ THE DUNE SEA

Today we will leave the coastal region and drive inland towards the red sand dunes of the NamibRand Nature Reserve and Sossusvlei region. Along the way, we will enjoy a picnic lunch and take a few stopovers to admire the beautiful scenery where we have a good chance to see springbok, ostrich, oryx and mountain zebra. On our way we will pass the smallest town in the region, Solitaire, where car wrecks have been picturesquely draped along the road.

Here we will stop for some of Solitaire's legendary apple pie – arguably the best in the whole of Namibia. On arrival at our lodge we take time to install and before dinner we will drive to the first big sand dunes for a nice sundowner.

DAY 6

■ LAND OF THE SKELETON TREES

This morning, we need to get up early to reach one of the most iconic and photogenic places on earth. Known as 'Deadvlei', a clay pan where the skeletal trees and cracked ground form some fascinating geometric patterns. After taking advantage of the most ideal lighting, we will take our breakfast under the shade of a nice big tree. We then head back to the lodge where you can either review your images or have a refreshing dive at the swimming pool before lunch.

In the afternoon, we will conduct a workshop session and talk about image processing. In the afternoon we head back to Deadvlei for a camp barbecue and night photography session where the dead trees makes up for a perfect backdrop.

DAY 7

■ DUNE 45 AND A DRIVE BACK TO WINDHOEK

Catch the first sun rays over Dune 45, an awe-inspiring 85 meter high sand dune. The climb is well worth the effort, as from the top you will be spoilt with incredible panoramic views of Dune Valley. In the morning light, the floor of the pan has been described as a "moonscape" and is truly a sight to behold. After a short breakfast break at the foot of the dune, we will begin our 5 hour drive back to Windhoek. Halfway there we will stop for a nice picnic lunch and admire a spectacular view of Spreetshogte Pass.

Once we arrive in Windhoek and have checked in at our hotel, you will have some time to explore the area before we meet up for the farewell dinner at Joe's Beerhouse, a restaurant famous for their big selection of game dishes, such as oryx, springbok and kudu antelope.

DAY 8

■ DEPARTURE

This is where we head out for the Windhoek airport and say our goodbyes, as we all head in different directions and thank each other for a wonderful journey.

PRICE & BOOKING







Quick guide

We wish you to travel with the greatest possible comfort and to know that you have received as much information as possible.

■ GETTING THERE

Namibia's main airport is Hosea Kutako International Airport. It is advised to arrive a day before the workshop to make sure you are well rested for the drive.

Better Moments will arrange one pickup transfer and one return transfer to the airport on the arrival- and the departure day.

■ VISA

Many nationalities do not require tourist visas for stays under 3 months. For a complete list of visa exemptions, as well as up-to-date information regarding visa fees and requirements, visit: <http://www.namibiahc.org.uk/fees-and-requirements.php>

■ WEATHER

Namibia is one of the sunniest places on earth, with approximately 300 days of sunshine a year. December to March is relatively humid in most of Namibia, with some localised rainfall. April and May are pleasantly dry, without being dusty. The weather is cooler during June to August, when the landscape dries out and animals congregate around watering holes, making it a good time for wildlife photography. The weather warms up again during September to November.

■ LANGUAGE

English is the official language of Namibia. There are several local languages spoken in different regions, as well as German and Afrikaans.

■ CURRENCY

The official currency is the Namibian Dollar, but the South African Rand is also commonly accepted.

■ QUICK GUIDE

Namibia offers a plethora of activities and experiences for visitors. From thrilling ATV rides along the rugged coast, to star gazing in the desolate wilderness. While much of the country is less developed, urban centres such as the seaside city of Swakopmund provide some great culinary experiences, with antelope and game being a particular highlight.

PRICE & BOOKING



PHOTO BY TOM D. JONES



Equipment

Whether this is your first trip or your "hundredth" workshop with us, it's always helpful to have a rundown of what items you may want to pack so you have a travel checklist. Bookmark this packing list, because you'll want to refer back to it to make sure you've thought of everything you might want to pack.

■ CAMERA


The camera list is for inspiration, since you know better than anyone what equipment you prefer.

- ☐ Bring your own laptop computer and storage medium
- ☐ Camera body(s)
- ☐ Tripod
- ☐ Lenses, If you are working with a 24x36mm camera system, lenses from 12mm to approx. 55mm is obvious. And a "long lens" such as a 180mm. If you are working with a medium format camera, lenses from 28mm to approx. 80mm is obvious. And a "long lens" such as a 300 mm.
- ☐ Bag for all camera gear
- ☐ Light bag for easy hiking with camera bodies and accessories
- ☐ Cleaning kit for cameras and lenses
- ☐ Rain/dust covers for cameras and lenses
- ☐ Charger for batteries
- ☐ Spare batteries
- ☐ Standard power converter
- ☐ Raw processing software
- ☐ Memory cards and card wallets
- ☐ Memory card reader
- ☐ USB key to exchange images
- ☐ Lens extenders
- ☐ Camera straps for ease of changing from one camera to another
- ☐ Graduated filter set
- ☐ Filter holder
- ☐ High quality polarizing filter
- ☐ Lens belt









BETTER MOMENTS APS

Allerød Stationsvej 4 | DK-3450 Allerød | Denmark

Tel.: +45 31578747 |

E-mail: info@better-moments.com

STAY IN TOUCH



LinkedIn



YouTube




Instagram

WE ARE PROUD TO PARTNER WITH



PHASEONE

what the world's best photography is made of



SanDisk®

